

Cleansing Therapy

Cure Yourself

अपना इलाज अपने हाथ

Kidney Cleanse

Acidity Cleanse

Parasite Cleanse

Liver Cleanse

Joint Cleanse

Fat Cleanse

Colon Cleanse

Mouth Cleanse

Ovary & PCOS Cleanse

Uterus & Fertility Cleanse

Fallopian Tube Cleanse

Vagina Cleanse

“खाओ पियो मस्त रहो
क्लीज़ करो स्वस्थ रहो”



Dr Piyush Saxena

Cleansing Therapy

Cure Yourself

अपना इलाज अपने हाथ

Kidney Cleanse

Acidity Cleanse

Parasite Cleanse

Liver Cleanse

Joint Cleanse

Fat Cleanse

Colon Cleanse

Mouth Cleanse

Ovary & PCOS Cleanse

Uterus & Fertility Cleanse

Fallopian Tube Cleanse

Vagina Cleanse

Dr Piyush Saxena

Cleansing Therapy

Cure Yourself

अपना इलाज अपने हाथ



SHANTA
Publishing House
Navi Mumbai

Cover Design : Saurabh

First Edition : September 2008

Second Edition : October 2016

Published By : Shanta Publishing House,
5/1202, NRI Complex, Nerul (W),
Navi Mumbai - 400 706

Phone : 09167130000, 0932356008, 09833169508

E-mail : cureyourselfindia@gmail.com

Websites : www.drpiyushsaxena.com
www.thetempleofhealing.org

Printed by : Ennel Vision, Lower Parel, Mumbai

ISBN No. : 9788192026329

This book may be freely reproduced in any form without prior permission.

This book can be freely downloaded from the above websites.

This book is also available as e-book.

All disputes are subject to Navi Mumbai jurisdiction only.

Rs.100

This book is dedicated to all those
who have believed in Cleansing Therapy,
done a Liver Cleanse
and promoted it.

I have experimented with almost every
recommendation in this book on
myself, my father, mother,
wife, son and daughter, and
reaffirmed their efficacy.

I do not charge any fee.

I do not accept any donation.

I do not promote products of any company.

I propagate Cleansing Therapy solely for
my personal satisfaction.

Prof. Dr. Radhey Shyam Sharma
Vice Chancellor

Office: Nagaur Road, Karwar, Jodhpur- 342037

Phone: 0291-5153701 (O), 0291-2542200 (R)

E-mail: vd.rssharma@gmail.com

rau_jodhpur@yahoo.co.in



डॉ. सर्वपल्ली राधाकृष्णन्
राजस्थान आयुर्वेद विश्वविद्यालय
जोधपुर

Dr. Sarvepalli Radhakrishnan
Rajasthan Ayurved University
Jodhpur

Foreword

Despite overwhelming advancements in medical care our society is sicker than ever today. Toxic pollutants, such as the food we eat, the air we breathe, the household cleaners we spray, the electronic gadgets, mobile phones we use, are everywhere in our world. These create free radicals in the body. Stress hormones, emotional disturbances, anxiety and negative emotions all create free radicals as well. Living without toxic build-up is virtually impossible, which is why our body has built in mechanisms to deal with toxic overload. Crying, sweating, urination and defecation are all natural protocols employed by the body to rid it of toxins.

Toxins are part of our daily life, both inside and out; it may seem that they are a natural part of living and that additional measures to deal with them are unnecessary. This, in part, is true. Free radical exposure is part of life. However, with the overabundance of chemicals and pesticides in our foods and environment, and the increasing levels of stress in our society, our body is overwhelmed with toxic build-up and needs additional help in expelling unnecessary waste material.

Since these toxins affect both the structure and function of cells, they cause a myriad of health problems like chronic fatigue, fibromyalgia, autoimmune disorders, such as multiple sclerosis and lupus, migraines, premature aging, digestive problems like constipation, diarrhoea or bloating, skin conditions, aches and pains and food allergies or intolerances that results in toxic build-up in the body.

Vibrant and exceptionally good health comes from regular body cleansing and reducing daily toxin intake. To achieve a state of optimal health, people should perform a full body cleanse. Maintain

a healthy body by eating organic foods, purifying the water and air at home and workplace, using non-toxic chemicals, exercising, reducing stress levels and keeping body's natural elimination routes (urination, defecation, sweating, respiration and menses in women) is a prime need.

Practiced for centuries by cultures around the world, including Ayurvedic and Chinese medicine systems, detoxification is about resting, cleansing and nourishing the body from the inside out. By removing and eliminating toxins, then feeding body with healthy nutrients, detoxification can help protect from disease and renew ability to maintain optimum health. A full body cleanse is a program that addresses the detoxification of the digestive tract, the liver, the gallbladder, and the kidneys, as well as ridding the body of parasites and heavy metals. These are the organs of the body that are responsible for absorbing nutrients and eliminating waste products. This "in with the good and out with the bad" process is the backbone of life. Our health and welfare depends on this, especially when we understand that 80% of immune system is in the digestive tract. If this "engine" is running well, health will prosper. If it is not, then the system will begin to break down.

A cleansing program can help the body's natural cleansing process by resting the organs through fasting, stimulating the liver to remove toxins from the body, by means of elimination through the intestines, kidneys, and skin, improving circulation of the blood and refueling the body with healthy nutrients.


Concept of Cleansing Therapy is equally a kind of *Sanshodhan* therapy or *Panchkarma* in Ayurvedic Management. It deals effectively with the root cause of etiopathogenesis of every kind in the body. Therefore, it stands firmly on time-tested scientific grounds. I have done a Liver Cleanse. Many of my friends have also done it. All of us unanimously feel



that this 18 hour process is unique for rejuvenation of one's body. It is low cost and is done from the comfort of ones own home without any medical supervision.

The untiring efforts made by Dr Piyush Saxena in this field have potential to make this mission a revolution in the field of self help or curing or prevention etc.. His book "Cleansing Therapy - Cure Yourself" is a fruitful offshoot to benefit humanity to serve a long-healthy life. I hope all this will turn our nation into a healthy and strong one.

I heartily congratulate him for his commendable efforts in the form of this book.

A handwritten signature in black ink, appearing to read 'Dr. Radhey Shyam Sharma', with a long horizontal line extending from the end of the signature.

Prof. Dr. Radhey Shyam Sharma
Vice Chancellor

Jodhpur
07.10.2016

Preface

Cleansing Therapy is a part of non-conventional healing techniques that are often referred to as Complementary Medicine. This term is used for a group of therapeutic and diagnostic disciplines that largely exist outside the realm of conventional or regular healthcare practice, i.e., allopathy. Complementary medicines that supplement the modern healthcare practice are currently gaining greater acceptance and popularity.

In the 1970's and 80's, these disciplines were primarily provided as alternatives to conventional healthcare and became collectively known as 'Alternative Medicine'. The



Integrative medicine for better health

name 'Complementary Medicine' developed when the two systems began to be used alongside (to complement each other) .

Some examples of such therapies are Acupuncture, Acupressure, Alexander Technique, Anthroposophic Medicine, Applied Kinesiology, Aromatherapy, Aurogenic Training, Ayurveda, Cleansing Therapy, Chiropractice, Cranial Osteopathy, Environmental Medicine, Herbal Medicine, Homeopathy, Hypnosis, Shiatsu, Siddha, Massage, Meditation, Naturopathy, Nutritional Therapy, Reflexology, Reiki, Relaxation, Osteopathy, Unani, Visualisation and Yoga.

In Cleansing Therapy, the purpose is to restore balance and facilitate the body's own healing process rather than target any individual disease or alleviate troublesome symptoms. However, as propagators of Cleansing Therapy, we practice a holistic approach (treating the patient as a whole and not just a disease) to cure the patient. Cleansing Therapy seeks to promote overall well being, positive health, long-term relief and cure.

Our Kidney Cleanse, Acidity Cleanse, Parasite Cleanse, Liver Cleanse, Joint Cleanse and Fat Cleanse, among others, lead to overall health improvement, as they expel accumulated toxins from the body. The body's capacity for self-repair, given appropriate conditions, is enhanced. As a result, the body is strengthened from within.

After completing the first round of Cleansing Therapy in a week, I promise you good results. Patients feel a difference - regulated blood pressure, improved sleep, higher energy levels, pain reduction, improved haemoglobin levels, better liver functions as well as relief from stomach disorders and musculo-skeletal problems. You will be able to perform up to three hours of extra work everyday. For the rest of your life, you will have more vigour and vitality in your body. Spending one day to study this book and trying out the cleanses, such as the Liver Cleanse, will unleash tremendous vitality, which can only be experienced and not expressed in words.

The book is written in a lucid and easy-to-understand language. The aim is to impart accessible and useful knowledge and experience to everyone from students, busy professionals, housewives and patients to their caring relatives. For the sake of clarity, names of ingredients/objects have been borrowed from Hindi and other languages. These names as well as the author's comments are mentioned in *italics*. Also, numbers from one to nine are written in words, while ten and above are mentioned numerically for the sake of convenience, as per the current practice. We have followed the American Psychological Association (APA) guidelines with regards to grammar and punctuation in preparing this edition.

The age of users, who find this therapy most beneficial, is 30 to 60 years. These users tend to be in higher socio-economic groups with higher levels of education than users of allopathic medicine. Women (55%-60% of users) use Cleansing Therapy four times as often as men because it takes more time to prepare (often ready made ingredients are not available).

Importantly, I would like to say that I have full regard for allopathy, which is the last resort in pathology, for emergency medical management, relief from acute problems and surgery, when required. Doctors are very caring people. I speak from personal experience. They have a tremendous responsibility to bear - their patient's life/health and too often, receive little gratitude for their efforts. Yet, they carry out their duties in a cheerful manner. If this book helps in any way in relieving the strain on doctors and the suffering borne by patients, then it will have been well worth the efforts involved.

Feedback

Science is the accumulation of knowledge made possible by the spirit of inquiry. As such, any therapy is constantly evolving through accumulation of knowledge, through research. I firmly believe that all therapies, whether allopathy, naturopathy, Cleansing Therapy or any other methods, are essentially fellow followers of this spirit. Research, documented or not, done either by spending crores of rupees or just a few hundred or, in a laboratory or your own home - forms the basis of this spirit of scientific inquiry.

Cleansing Therapy does not have the luxury of having crores of rupees invested in marketing and publicity to spread simple, inexpensive and effective treatment procedures. Hence, it is dependent on people like you who are willing to give it a try and help others lead a healthy life.

I would like to learn about your experience and welcome your suggestions for making this therapy more appropriate for people with specific conditions. You can contact me at cureyourselfindia@gmail.com.

A handwritten signature in black ink, reading "Piyush Saxena". The signature is written in a cursive, flowing style. The first name "Piyush" is written in a larger, more prominent script, and "Saxena" follows it in a similar but slightly smaller script.

Dr Piyush Saxena
5/1202, NRI Complex,
Nerul, Navi Mumbai - 400706
10.10.2016

Content

1. Cleansing Therapy	1
Cleansing	1
Who is sick, who is healthy?	2
Ask yourself these questions	2
Problems	3
History of cooking	4
Laws of nature	5
Our state-of-the-art bodies	5
How do we abuse our bodies?	8
Solution	10
Therapy with a difference	10
Principles	11
Advantages	13
Cost and availability of ingredients	13
Effects of cleansing	15
Frequently asked questions	15
2. Kidney	22
Structure	22
Functions	23
Problems	23
Causes	23
Symptoms	24
3. Kidney Cleanse	25
Ingredients	25
Quantity	26
Procedure	27

Dosage	27
What results can you expect?	27
Benefits	28
Frequently asked questions	28
4. Acidity	37
Acidic, alkaline solutions and pH	37
What is normal pH level?	38
Importance of proper pH balance	38
How to test pH of saliva?	38
Acidity facts	39
How does the body become too acidic?	40
Effects of acidity	40
Hyperacidity	41
Causes	41
Symptoms	41
5. Acidity Cleanse	43
Green vegetable juices	43
Blood tonic - chlorophyll	44
How to make vegetable juice?	44
Check whether your stool sinks or floats	45
Dosage	46
Green vegetable juices	46
Special vegetable juices	48
Fruit juices for specific needs	50
Home remedies	51
Frequently asked questions	52

6. Parasite	54
Your body - home to parasites	54
Signs and symptoms	55
Diagnosis or cleanse	56
Tools for a Parasite Cleanse	56
7. Parasite Cleanse using Clarkia tincture	58
Herbs that kill parasites	58
Usage	59
Where can I get these herbs?	59
8. Parasite Cleanse using zapper	60
How does a zapper work?	60
How to zap?	61
Why do we need to zap three times?	61
What changes should you expect from zapping?	62
How to obtain a zapper?	62
9. Parasite Cleanse using pulser	64
Usage	64
10. Parasite Cleanse using colloidal silver	65
History and applications	65
Method of action	65
Advantages of colloidal silver over antibiotics	66
Dosage	66
Uses	66
Product quality	67
Availability	68
Conclusion	68
Frequently asked questions	68

11. Liver	72
Structure	72
Functions	72
Gallbladder	73
How is bile made?	74
Functions of bile	74
What are gallstones?	74
Symptoms	75
Why should the gallbladder not be removed?	75
Liver and diabetes	76
12. Liver Cleanse (Master Cleanse)	81
Concept	81
Preparation	82
Ingredients	83
Schedule	84
How well did you do?	85
Traditional medical viewpoints	86
Facts	86
Effects of Liver Cleanse on allergies/asthma	86
Frequently asked questions	87
13. Opinions, allegations and clarifications	101
14. Joints	103
Arthritis	103
Synovial fluid	104
Causes	104
Symptoms	105
Dealing with arthritis	105

15. Joint Cleanse	106
Ingredients	106
Procedure	106
Apple cider vinegar	107
Honey	108
Black molasses	109
Epsom salt	110
Conclusion	111
Frequently asked questions	112
16. Fat	118
Types of fat	118
Causes of obesity	119
Signs and symptoms	120
17. Fat Cleanse	121
HCG Diet Protocol	122
Some facts about HCG	122
Introduction to HCG	123
Procedure	124
Duration	125
Immunity to HCG	126
Starting the Cleanse	126
For vegetarians	127
Making up for calories	127
First few days of treatment	128
Expected difficulties of Fat Cleanse	128
Getting the HCG medicine	128
Losing weight during pregnancy	129

Contra-indications	130
How to use/inject HCG?	130
After selecting the injection site..	132
Concluding the course	132
Conclusion	132
Further courses	132
Frequently asked questions	133
18. Colon	138
Structure	138
Function	138
Problems	139
Causes	139
Symptoms	140
19. Colon Cleanse	141
Cleanse by Colonic Irrigation	141
Procedure	141
Colon Cleanse at home	142
Enema	143
Benefits	143
Frequently asked questions	144
20. Mouth	146
Structure	146
Functions	146
Poison making	147
Problems	147
Causes	148
Symptoms	148

21. Mouth Cleanse	149
Oil pulling technique	149
Ingredients	149
Procedure	150
What to expect initially?	150
Benefits	151
Conclusion	151
Frequently asked questions	152
22. Poly-cystic Ovarian Syndrome (PCOS)	155
Structure	155
Functions	155
Problems	155
Poly-cystic Ovarian Syndrome	156
Causes	156
Symptoms	157
Risks	157
23. PCOS Cleanse	158
Cinnamon	158
Usage	158
Fenugreek seeds	158
Usage	159
Apple cider vinegar	159
Usage	159
Lunaception	159
Procedure	160
Benefits	161
Frequently asked questions	161

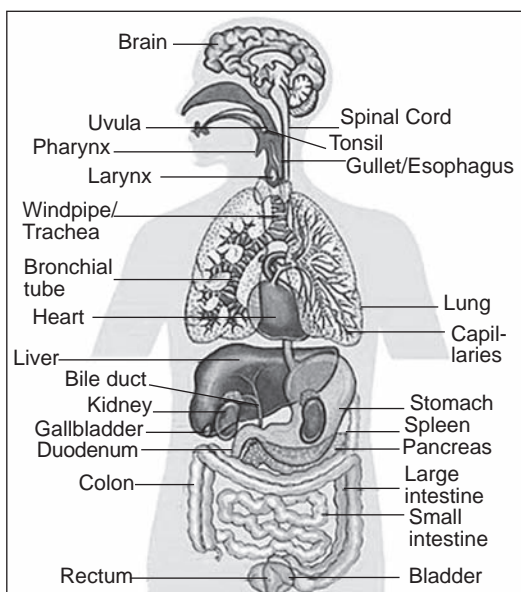
24. Uterus (womb) and fertility	162
Structure	162
Functions	162
Problems	162
Who needs a Fertility Cleanse?	164
25. Uterus and Fertility Cleanse	166
Cleanse using marigold flower	167
Ingredient	167
Preparation	167
Usage	167
Cleanse using castor oil pack	167
Ingredients and tools	168
Preparation	168
Procedure	168
Benefits	169
Frequently asked questions	170
26. Fallopian tube	172
Structure	172
Functions	172
Problems	174
Symptoms	174
27. Fallopian Tube Cleanse	175
Self fertility massage	175
Benefits	176
Fertility massage and menstrual cycle	177
Ovary massage	177
Frequently asked questions	178

28. Vagina Cleanse	180
Functions	180
Problems	181
Vagina Cleanse / Douching	181
Natural remedies	182
29. Dosage - Frequency, quantity, etc.	183
Cleanse for Jain monks	186
30. Submission to the Ministry of Ayush	188
31. Accreditation and Testimonial	189
32. About the author	191
33. Mysteries of Life	205
34. Index	209

Cleansing Therapy

Today, we live in a world that surrounds us with pollutants day in and day out. There is pollution in the air we breathe and food we eat. We live in cramped houses, rush to do several jobs that hardly leave any time for proper rest, causing tremendous stress on our body. And yet, we expect our body to chug along like a Formula 1 race car. All these factors, over a period of time, lead to accumulation of toxins in the blood, kidneys, liver, intestines, joints and other parts of the body.

Our body naturally tries to cleanse these toxins every day. Detoxification is the body's normal process of eliminating or neutralising toxins through the colon, liver, kidneys, lungs, lymph and skin. In fact, internal detoxification is one of our body's most basic autonomic function.



Vital body organs

Cleansing

In the present day scenario, body systems and organs that were once capable of removing unwanted substances are now completely overloaded. Many of these toxic substances stay in our tissues. Our bodies try to protect us by setting them aside, surrounding them with mucus or fat so that they don't cause an imbalance or trigger an immune reaction. Over a period of time, these toxins start affecting the functioning of our body, making us sick, fatigued and exhausted.

It is our duty to periodically cleanse our body to help our organs function better. The process of removing these toxins from the body is called cleansing.

Who is sick? Who is healthy?

"Just because you are not sick, doesn't mean you are healthy".

If you ask me, "Who is sick, who is healthy?", I will ask you, "Do you experience the same energy levels as you did five years ago?". If your answer is yes, then you can stop reading this book as you do not need to do any cleansing. Your body parts and waste removal system are performing their duties perfectly.

However, if your answer is no, then I would suggest that you try our Cleansing Therapy, especially the Liver Cleanse, at the earliest, to begin the cleansing process and remove harmful toxins from your body.

Ask yourself these questions

We believe that you have a right to enjoy good health to the maximum, for the rest of your life. If your answer is yes to any of the following questions, then you need to do a cleanse right away!

- Do you feel lethargic and bloated?
- Do you need a specific detoxification program for a serious health problem?
- Do you want to streamline your body processes for more energy?
- Do you want to prevent diseases and rejuvenate your whole body?
- Do you want to reduce weight and tone up your skin?
- Do you want to slow down the ageing process and improve your body flexibility and vigour?
- Do you want to improve your fertility?
- Do you feel congested from eating too much food or the wrong kind of food?
- Do you want to eliminate drug residues or speed up the recovery process after an illness?

Problems

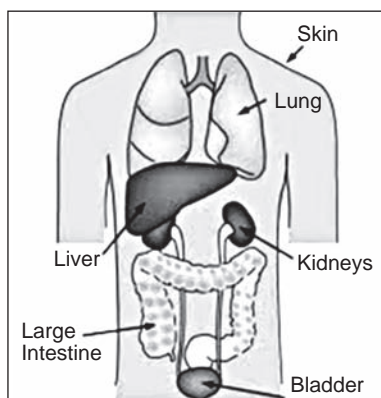
Nature has designed us to live in green forests with high oxygen levels and eat raw food. If you watch National Geographic, History, Discovery, Animal Planet or similar TV channels, you will observe that no animal (except a pet) eats cooked food. Cooking food is the first step in polluting the body, but today we do not have a choice. In addition, our modern day food habits have led to the following consequences of bad health:

Poor assimilation

Proper assimilation provides a constant supply of building materials and energy needed for continual construction of new cells and tissues. Poor assimilation occurs when even one element needed for rebuilding is not sufficiently supplied to the body through diet and digestion, or is unable to convert it into specific nutrients necessary for building cells. Diseases attributed to poor assimilation involve nutritive deficiency resulting in cellular degeneration.

Poor elimination

The excretory system consists of the intestinal tract, kidneys, pores of the skin, liver and lungs. When an imbalance occurs in any of these organs, the excretory processes slow down and the result is a build up of toxins. These toxins can endanger any of the components and systems of the body, down




Excretory system

to the cellular level, by impeding the rebuilding process, and result in numerous disease symptoms, such as bad breath, body odour, pale skin and tiredness. For example, you must have noticed that a small baby smells lovely. The smell continues as long as the baby is breast fed. On the other hand, a baby fed on milk formula does not smell so lovely. When the baby starts eating cooked food, the body odour starts changing and the urine and stool start giving off a bad odour. Similarly,

carnivorous animals, e.g., tigers and leopards have a very pungent body odour, as opposed to herbivorous animals, such as cow and buffalo. A visit to the zoo can confirm the stinking smell near all carnivorous animals!

History of cooking

The origins of cooking are obscure. Primitive humans may have savoured roasted meat by chance, when the flesh of a beast killed in a forest fire was more palatable and easier to chew and digest than raw meat.



Cooking by Aurignacian people

However, they probably did not deliberately cook food, until long after they had learned to use fire for light and warmth. When humans began roasting meats over fire, it remained virtually the sole culinary technique until the Palaeolithic period (32,000 BC – 26,000 BC), when the Aurignacian people of southern France began to steam their food over hot embers by wrapping it in wet leaves.

Aside from crude procedures, such as toasting wild grains on flat rocks and using shells, skulls or hollowed stones to heat liquids, probably no further culinary advances were made until the introduction of pottery during the Neolithic period. Later, it was found that cooked food is softer than uncooked food and easier for young children and the elderly to chew. The powerful jaws of our ancestors were no longer needed and the result - evolution of our present day face and cranial structure. The number of teeth in an adult jaw gradually reduced from 44 to 32.

Is cooked food truly easy to digest?

Try eating a raw carrot by chewing it well. Next, try eating any deep fried food. Compare and observe the ease with which the carrot was digested by the body as compared to the long process for digesting fried food. In another example, try eating a raw egg (though it is difficult to do so). The white protein part is easily digested. Now, try eating an egg in a fried form. This will be a lot more difficult to digest, especially if it is not chewed well.

Nowadays, cooking has evolved from simple recipes to the elaborate, heavily processed variety we see today. The menu has progressed from organically grown, alkaline, raw green vegetables in their natural form to acidic, cooked food, such as baked or fried pizzas, chapatis, burgers, chicken, aerated soft drinks, alcohol (beer, rum and whisky) and others.

Laws of nature

Nature intended everything to grow by itself, at its own pace, without the use of any external chemicals, such as fertilisers, pesticides or hormonal injections. The organic manure that nature provides is designed to assist in the growth of vegetation, just as our bodies have hormones designed to aid the process of growth. However, we abuse this system through unbridled use of chemicals and growth hormones. Not only are the resulting crops and vegetables toxic, but their nutritious properties are also changed. Genetically modified crops are specially designed in a way that several vital components are removed. For example, seedless grapes.

Thus, toxic chemicals accumulate in our bodies when we eat such food. We further worsen the situation by eating polluted food without even being aware of it. It is remarkable that our body is able to adapt to this constant influx of chemicals and still keep on working. It is so strong and adaptive that it takes 30-35 years for the first signs of the accumulated toxins to appear.

Our state-of-the-art bodies

Our bodies have been designed by the best engineer ever - Mother Nature. She not only designed us to be 'obsolescence proof', but also provided our body with an incomparable quality to heal itself, something that no engineer has been able to replicate so far. Consider the following facts:

The latest model of Mercedes Maybach S-600 Saloon, arguably the best model in automotive engineering, costs a whopping Rs 2.60 crores and has a 4.6 litres, V8 engine that produces 455 bhp and develops 700 Nm torque from as low as 1800 rpm. The engine is mated to a nine speed 9G-Tronic automatic transmission

Sick population, robust pharma industry!

Hypertension is directly responsible for 57% of all stroke deaths and 24% of all coronary heart disease deaths in India. Overall prevalence of hypertension in India was 29.8%, in which significant differences were noted between rural (27.6%) and urban parts (32%).

(Journal of Hypertension, 30 April, 2014)

In India, out of the estimated population of more than 127 crores, dispersed across various geographical regions, nearly 4.5 crore people suffer from coronary artery disease. According to current estimates, India will soon have the highest number of cases of cardiovascular diseases in the world. It is estimated to account for 36% of all deaths by the year 2030.

(Fortis Memorial Research Institute, Gurgaon, 2014)

There are at least six crore diabetics in India, the highest reported cases in the world ever. The prevalence of diabetes varies between 6-8% in urban and 2-3% in rural adults. Indians tend to be diabetic at a relatively young age of 45 years, nearly 10 years earlier than in the West.

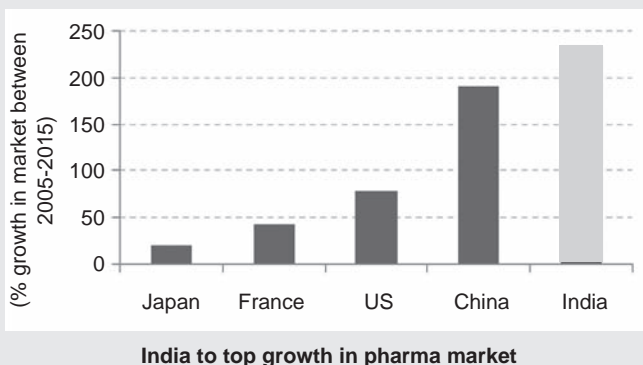
(A report by International Diabetes Federation, 2015)

Diseases such as bronchial asthma, allergic rhinitis and allergic dermatitis are dramatically increasing all over the world, including developing countries, such as India. Today, more than 30% of the population is known to suffer from one or the other allergic ailment. Major causative agents implicated are pollen grains, fungal spores, dust mites, insect debris and animal epithelium.

(Singh AB, Ann Agric. Environ. Med. 2003;10-2:131-6)

Globally, the Indian pharmaceutical industry ranks third in terms of volume and fourteenth in value. The Indian pharmaceutical industry has more than 20,000 units. The domestic pharmaceutical output

and has advanced electronic brake and traction control systems, individual wheel control to monitor vehicle yaw, airmatic suspension, distronic radar cruise control and parktronic systems, infra red night vision system and automatic crash deployment systems. However, as advanced as this latest model might be, it will still become



has increased at a compound growth rate of 13.7% per annum.
(Wikipedia, January 04, 2016)

In 2015, the value of Indian pharmaceutical industry was approximately Rs. 14,00,000 crore and is expected to reach approximately Rs. 30,00,000 crore by 2020.

(McKinsey & Company: The next frontier for innovation, competition and productivity)

The various health problems outlined above suffice to keep the pharmaceutical industry robust and generate a huge turnover. If people start practicing Cleansing Therapy and even half of the sufferers are cured through use of inexpensive and easy to follow procedures, the medical establishment stands to lose a substantial amount. The problems with the acceptance of this therapy in mainstream healthcare are greed and money.

An inexpensive process, Cleansing Therapy does not serve their money making purpose. Hence, it will never be promoted by moneybags of mainstream pharma companies. A healthy population means a dead pharmaceutical industry, but the million dollar question is - Do you want to remain sick to keep the pharmaceutical industry healthy?

obsolete in five years, after which it will be superseded by newer technological inventions.

Windows 95 was considered a cutting edge software 20 years ago, but has been superseded by newer versions today. These too will be obsolete in just a few years.

How do we abuse our bodies?

We abuse our bodies constantly without even being aware of the tremendous harm we are doing to ourselves. Let me illustrate with an example:

Most of us have owned a scooter, motorcycle or car at some point in our lives. I am going to ask you to fill kerosene in your prized possession just once. Oh yes! I do know that your vehicle is meant to run on petrol. So are you ready? No? I can imagine cries of horror about how such pollutants will foul up the engine.

Yet, we think nothing of consuming the so called 'food' in different forms (junk or otherwise), which is often a pollutant for our bodies, just as kerosene is for our vehicles. Instead of eating raw green vegetables and fruits, which are like 97 Super Octane that Mother Nature provided so that our bodies run smoothly, we resort to the quick fix. Does this not imply that we love our vehicles more than our bodies?

When our prized possession is in need of attention or repair, due to foul spark plugs for instance, we normally go to the roadside mechanic as our first choice, instead of qualified automotive engineers. Qualified engineers are highly skilled and can design a good scooter and supervise the mechanical assembly process of the vehicle at the plant but they are not the best option for minor repairs.

Similarly, in our bodies, 90% of ailments can be cured at home through the simple process of Cleansing Therapy, for which we need not consult highly skilled specialists.

The requirement of specialist doctors has emanated due to vast progress in transportation facilities. Until 150 years ago, before the advent of railways, buses and cars, every village in the country was a complete self-sustained unit of habitation. It comprised of 200 to 500 families. It had people with different skills, such as cobblers, tailors, iron smiths and *vaidya*, and everyone had a role to perform in the society. If anyone had a health problem, they would visit their local *vaidya*. Nobody travelled to other places to look for a specialist just to get a label to his ailment. People were cured through indigenous therapies by their local *vaidya*.

Just like automotive engineers, specialists are familiar with the

minutiae of medical problems, but often address the specifics while ignoring the overall condition.

Seeking the opinion of specialists will definitely make you familiar with difficult medical terms, but will make you none the wiser about the cure for your ailment. More often than not, you will come back with a number of pills and a battery of tests that will relieve you off your hard earned money, but not your sufferings.

However, when a doctor prescribes three tablets to be taken on an eight hourly basis, it is probably not the most suitable dose for you (as is in most cases). The metabolic cycle of each person is different throughout the day. The rate is faster at noon and slower at night. Similarly, a tablet of uniform net weight or potency is not the right quantity for two patients, one weighing 45 kgs and the other 90 kgs. These fixed dosages are prescribed based on the convenience of the doctor. Your present ailment may be alleviated, but several new ones may take its place. Excessive medication has a number of side-effects, such as:

- Black patches below the eyes
- Bleeding from throat and intestine
- Body swelling
- Brittle bones
- Colitis
- Dermatitis
- Discolouration (staining) of teeth
- Diarrhoea
- Hepatitis and cholestatic jaundice
- Indigestion
- Kidney problems
- Loss of appetite
- Nausea and vomiting
- Skin rash
- Blood pressure
- Liver failure
- Weight loss/gain
- Sleeplessness

Solution

Is there a way to enjoy good health without constantly popping expensive pills? In the following pages, you will first learn about the basics of problems followed by solutions - or you can how cleanse your body through Cleansing Therapy and keep ailments away.

A brief list of the cleanses given in this book are:

- Kidney Cleanse
- Acidity Cleanse
- Parasite Cleanse
- Liver Cleanse
- Joint Cleanse
- Fat Cleanse
- Colon Cleanse
- Mouth Cleanse
- Uterus Cleanse
- Fertility and PCOS Cleanse
- Fallopian Tube Cleanse
- Vagina Cleanse

We have 28 cleanses in Cleansing Therapy. For complete details of the other cleanses, you can visit our websites www.drpiyushsaxena.com or www.thetempleofhealing.org.

Therapy with a difference

Why do most therapies start out well and even provide good results in the short term, but eventually end up in failure? As soon as the practitioner takes a break from the therapy or stops it altogether, he, more often than not, reverts back to the original state of health. The answer is not that difficult to fathom.

Most of the conventional therapies require you to forego things that you like to eat or drink the most. Hence, their results tend to get reversed over time, as it is not humanly possible to give up favourite food/drinks forever.

The success of Cleansing Therapy and its enduring results lie in following its most important factors, which other therapies often ignore:

- Cleansing Therapy does not require a change in lifestyle - you can continue eating and drinking your favourite food/drinks and enjoy a healthy life.
- Our procedure makes use of easy to follow cleanses that can be practiced from the comfort of your home, using easily available ingredients and requiring very little of your time, without the supervision or intervention of a medical practitioner.

Principles

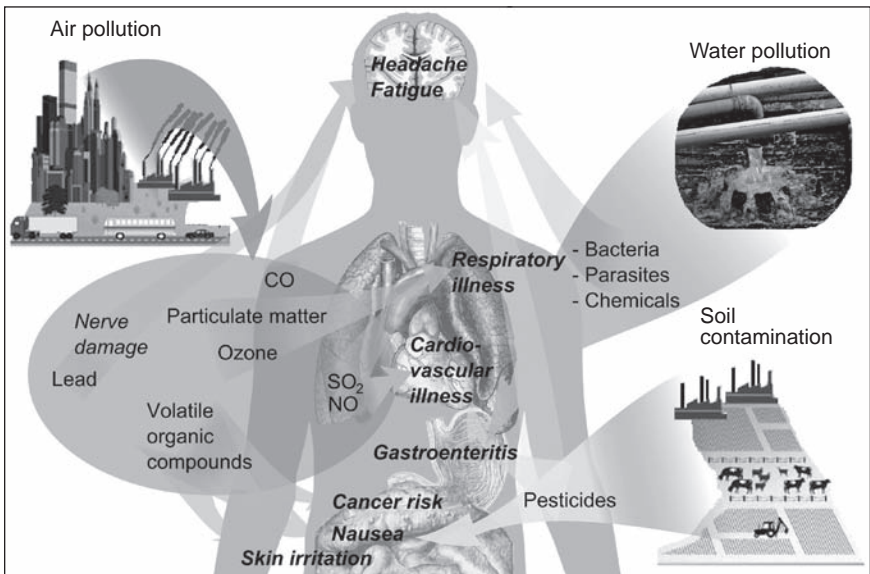
Cleansing Therapy adopts a holistic approach for curing illnesses. Rather than emphasising on alleviation of symptoms, the therapy focuses on treating their root causes. In order to address this issue, Cleansing Therapy makes some fundamental assumptions. The main causes of all medical problems are:

- Pollution in the air, chemicals, fertilisers and food
- Parasites or pathogens, e.g., bacteria and viruses

There is no third cause. Remove pollutants and parasites from your body and it will attain good health on its own.

Pollution

Pollution is the introduction of contaminants into the natural environment that cause adverse changes. Pollution can take the form of chemical substances or energy, such as noise, heat or light. Pollutants, the components of pollution, can be either foreign substances/energies or naturally occurring contaminants. Key causes of land and water pollution include, urbanisation, improper waste disposal, industrial activities, nuclear research, chemicals released by heavy industries, coal fired power plants, metal production industries, agricultural



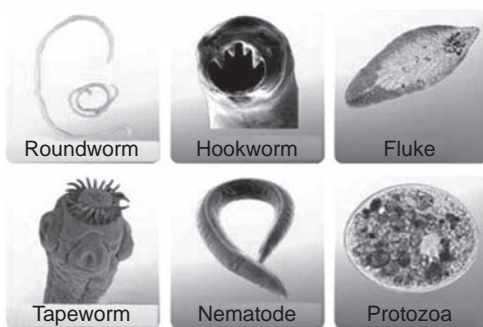
Health hazards of pollution

runoff and improper agricultural practices, eroding water tables, and religious and social practices of dumping prayer material into rivers and lakes.

Humans possess property. They have a home to live. The home has a door. The door has a lock. This leads to a feeling of possession that everything inside the door is mine. The desire is natural. This feeling of attachment with belongings grows and leads to desire for growth in money, business, career, future of children and so on. More the desire, more the ailments. We have accepted this human desire of possession because a human being without dreams or desires is dead, though nature never intended this. No animal has a house or wealth. They don't have desires of material possessions. This is the reason that animals in forests do not suffer from diseases, such as diabetes, blood pressure, cancer, arthritis and acidity.

Parasite

An organism that lives in our body (the host) and benefits by deriving nutrients from it, thereby harming it, is a parasite, such as a bacterium, protist, fungus, plant



or animal, composed of a single cell or a complex structure of cells in which organelles or organs work together to carry out various processes of life. Some parasites live on the food we eat and exist mainly in our digestive tract. Others attach anywhere on the body, causing great harm.

Not all bacteria and fungi are bad. In fact, most bacteria are harmless and some are even beneficial, such as the gut bacteria that helps in digesting food. Likewise, there are certain fungi, particularly yeasts, that can help promote good health. Few others are used in food and medicine. In recent years, beneficial bacteria and fungi are being used as additives or supplements to promote healthy digestion.

Advantages

Cleansing Therapy offers quite a few advantages over conventional therapies. It makes use of natural and easily available ingredients that do not have any adverse side-effects.

Cleansing Therapy uses relatively inexpensive products and easy to follow procedures. We have used commonly followed recipes popularly used all over the world before the advent of the pill popping culture. We have simplified certain processes and replaced some hard to find ingredients with alternatives to suit the present day Indian lifestyle without affecting the end result. We certainly do not expect a Hanuman-like effort of searching remote corners of the Himalayas to find the rare *Sanjeevani* herb to cure your ailments. We encourage you to find ingredients that are available in your local store or your kitchen.

Cleansing Therapy also recommends that you avoid using products containing artificial and scented chemicals as they do not offer any medical benefit and are added purely for aesthetic reasons, such as pleasant colour or smell. Their addition to commonly used products, such as hair oil, shampoo, soap, toothpaste and other toiletries, may build up toxins in our body when used over a long period of time, as they are often hard for the body to expel. During the cleansing process, you may substitute them with other safe and natural products from any homeopathic/herbal store.

Cost factor

Medical costs, including cost of medicines, doctor's fee, hospitalisation and other incidental costs, are an important factor for people selecting a treatment plan. Cleansing Therapy does not involve any hospitalisation, pathological tests or consultation fee. Here, you are your own doctor. The only expenses incurred are those on ingredients for the cleanses. Furthermore, this therapy uses materials available in the grocery section of most supermarkets in any city.

Cost and availability of ingredients

Cost effectiveness and wide availability of ingredients have always been on our mind in designing this Cleansing Therapy.

No.	Cleanse	Ingredients	Availability	Price* (Rs.)
1.	Kidney	Corn silk (fresh) 500 gms/(dried) 50 gms	Local vendor	100/-
			Unani <i>haqim</i> shop	1000/-
	Kidney	Parsley/Coriander leaves 500 gms	Vegetables shop	250/- 100/-
	Kidney	Watermelon seeds 100 gms	Local vendor Seeds store	100/-
2.	Acidity	Green vegetable	Local vendor	1000/-
3.	Parasite	Clarkia tincture 60 ml bottle	USA, online	2,500/-
	Parasite	Zapper (one unit)	USA, online	25,000/-
	Parasite	India Zapper DX	India	11,000/-
4.	Liver	Epsom salt (MgSO ₄), 4 sachets	Chemist/ Veterinary chemist	40/- 20/-
	Liver	Extra virgin olive oil 250 ml	Food section in shopping malls	250/-
5.	Joint	Apple cider vinegar one litre	Stores selling foreign food items	500/-
	Joint	Black molasses one litre	Grocery stores Sugar mills [#]	1,200/- 50/-
6.	Fat	HCG inj. 500 IU x 6	Chemist shop	1200/-
7.	Mouth	Mustard/Sesame oil	Grocery shop	150/-
8.	PCOS	Marigold flower	Flower shop	100/-
9.	Fertility	Cinnamon	Grocery shop	150/-
10.	Fallopian tube	Castor oil	Grocery shop	150/-
11.	Vagina	Douche	Chemist shop	100/-

* Prices have been given on an estimated basis. They may vary depending upon location and availability of ingredients.

Black molasses bought from sugar mills cannot be preserved for a long period.

Effects of cleansing

- Blood, kidney, liver, joints and other body parts are cleansed; normally impossible under ordinary eating patterns.
- Thinking power is enhanced due to proper circulation of blood, air and nutrients to all parts of the body, especially the brain, without any obstacles. This is difficult under high pollution levels in most modern cities.
- The digestive tract is cleansed of accumulated waste and fermenting bacteria.
- Excess mucus and congestion is cleared from the body.
- After a proper Liver Cleanse, followed by a Fat Cleanse, you can lose upto 10 kgs of weight.
- Cleansing Therapy balances hormone secretions that, when coupled with Essential Fatty Acids (EFAs) from fresh plant sources, stimulate and strengthen the immune system.
- Cravings and dependence on alcohol, caffeine, drugs, nicotine or sugar are minimised without any special effort.

Frequently asked questions

1. In one of your lectures, you said that I should consult the best doctor on Earth for my precious health, but where do I find him/her?

Your health is your most prized asset. The best doctor is the one who understands all your problems at the physical, mental and spiritual levels. Your level of relief, details of symptoms, sensitivity to different food and environmental conditions are best known only to you. So YOU and nobody else is the best person to treat you. Cure Yourself!

2. Do you oppose the allopathic system?

No, on the contrary, I fully appreciate its indispensable role in the treatment of acute problems, instant relief, pathology and surgery.

3. Are you against pathological tests?

Most pathological tests harm the body. However, they are necessary to diagnose diseases. They should be used as a tool to diagnose a problem, not to earn extra money in unwarranted cases, as in one of my case. You can read details about my reports of the same test, done in an interval of just 48 hours, on my website www.drpiyushsaxena.com

4. Which are the medical problems where Cleansing Therapy is beneficial?

It is beneficial in the following and many other problems.

Acidity	Frozen shoulder	Obesity
Acne	Gallstones	Old accident pain
Allergies	Gout	Old age disorders
Anaemia	Headache	Osteoarthritis
Anal itching	Heart problem	Osteoporosis
Anxiety	Hernia	Pharyngitis
Arthritis	Hiatal hernia	Piles
Asthma	Hot flashes	Pimples
Backache	Impotence	Psoriasis
Bed wetting	Infertility	Psychological fears/illness
Bloating	Inflammation	Scalds
Body odour	Insomnia	Spondylitis
Breast discomfort	Irritable bowel syndrome	Skin problems
Breathlessness	Joint pain	Sleep irregularity
Bronchitis	Kidney stones	Snoring
Burns	LDL cholesterol	Stress
Chronic sore throat	Leucorrhoea	Thyroid disorders
Chronic cough/cold	Low calcium level	Tiredness
Constipation	Menopausal problems	Tonsillitis
Dental problems	Menstrual cramps	Urinary tract infection
Depression	Migraine	Uterine fibroids
Diabetes	Muscle pain	Vaginal disorders
Fatigue	Negative thinking	Varicose veins
Fever	Neurological disorders	Vitiligo

5. Why do I not find the following problems included in your list - cancer, HIV/AIDS, multiple sclerosis, paralysis and Parkinson's disease?

I feel that significant improvement may not happen for these problems and I have deliberately omitted them. However, Cleansing Therapy will give some relief in such ailments as well.

6. I have viral/bacterial infection. Can you help?

Cleansing Therapy does not fight infections directly. It makes your body strong and enhances its natural resistance to diseases, so that it can fight any infection on its own. If satisfactory results are not forthcoming in 2-3 days, you may take other regular medication, such as antibiotics, to treat the infection.

7. Will Cleansing Therapy improve my skin?

Yes. As you remove toxins from the body, the skin becomes smooth and the complexion fairer. The Cleansing Therapy also brings a glow on the face, makes your nails pink, and lends a healthy, lustrous and silken shine to your hair. It also removes pimples, black heads and excess oil from the skin.

8. I do not find any improvement even after completing the treatment. What is the reason?

This is impossible. You have probably taken less than the recommended dosage of the ingredients due to fear of an adverse reaction or side-effects. Take the full dose and see the results. The difference is immediately noticeable in the form of freshness, increased energy levels, enhanced quality of sleep, improved skin tone, glow on face, loss of weight, and reduction in the intensity and frequency of problems (listed on page 16, A.4). Compare these symptoms carefully before and after a Liver Cleanse.

9. What if I cannot do the cleanses regularly?

Most of us cannot do it regularly. To start with, you may do it irregularly. You will still get a lot of benefit. It does not work on an 'all or nothing' principle. Every little effort to follow the Cleansing Therapy yields some positive result.

10. Can I continue to take my regular medication along with this treatment?

Yes, you can continue with your regular medication. The Cleansing Therapy does not interfere with other treatments.

11. Where can I get the ingredients prescribed by you?

Epsom salt is available with any regular chemist or veterinary medical shop. For extra virgin olive oil, apple cider vinegar and black molasses, look for shops which sell imported food items. Currently, nearly all major towns across India have at least one grocery chain,

e.g., Big Bazaar, Food Bazaar, Star Market and Reliance Fresh that stock extra virgin olive oil. You may check their food sections for the listed items. If necessary, you could also show the photographs on page 77, 78 and 115 of this book to the seller and ask for the products.

12. Aren't the ingredients of the Cleansing Therapy toxic when taken in such large quantities? What are the side-effects of this treatment?

The medicinal ingredients do not have any toxic effects, even if you take them in large quantities. They are only absorbed by the body in the correct dosage. Sometimes, they may cause temporary mild discomfort, which is bearable. There are only positive effects. When you treat one ailment, you get cured of many other problems that you had previously not even considered.

13. Do you propose any change in lifestyle?

I believe in enjoying a life free from restrictions. You need to observe certain restrictions only on the days that you do cleansing. Once you have completed the cleanse, you may continue your life as you wish. You can eat your normal food without restrictions, but do the cleanse at least at the minimum recommended level to live a healthy life (see Dosage chapter, page 183).

14. My spouse has many problems. I want him/her to try your therapy, but he/she does not listen to my advice.

First try our Cleansing Therapy on yourself. Tell him/her about your experience. Only then will he/she be encouraged to try out this therapy. The benefits will be self-evident, and no further convincing will be needed.

15. We have a campus of 50 families. Five of us have done Liver Cleanse. Can you come and conduct a workshop for us?

Yes, I will be glad to see you all.

16. How can I meet you personally?

A personal meeting is not required since the treatment is the same for all problems - cleanse your body and let your body heal for you. You may write a brief summary about your problems with contact numbers and I will reply to your queries. I prefer to respond through e-mail or sms. I have published

the complete contact details of a few people on my websites www.drpiyushsaxena.com or www.thetempleofhealing.org, who have benefited immensely from this therapy and are involved in its promotion. You may contact them, if they are residing in your neighbourhood or city.

17. I had tried to contact you on your mobile but in vain. How can I contact you?

My apologies. I am employed in a company at a senior position and I am often busy with work. Often, I cannot be directly contacted on the phone. However, I have ensured that at least one of my colleagues responds to your call to solve your queries.

18. You want me to watch your videos on internet and send sms for questions, but I don't know how to send an sms. I don't use a mobile. I also do not use the internet.

I have tried to reach maximum number of people. This is possible only using modern tools, such as internet and mobile. It is not possible for me to meet hundreds of people from all over the country personally, so look for someone in your neighbourhood or relatives. They will help you in doing a Liver Cleanse. We have provided a list of volunteers on our website for reference.

19. I have benefited immensely from your treatment. My family and I are indebted to your therapy. What can I do for you? How can I repay you?

You have cured yourself. My role in it is negligible. However, your feeling of gratitude is good enough for me to propagate Cleansing Therapy as a purpose of my life. You can write to me and share your experience. The vast majority of people come to know about such therapies only through word of mouth and you can help spread the message along. You may advise your relatives and friends to try this therapy. You may form self-help groups and share experiences of cleansing with one another and try to find solutions to your problems through the methods adopted by others with similar issues. You can also write articles in your local newspaper or magazines to create awareness about the Cleansing Therapy.

20. You have talked about the efficacy of Cleansing Therapy. What about its authenticity?

Cleansing Therapy has not been widely approved. There is always an apprehension that it may or may not work. I have provided a list of more than a thousand people on my websites who are leading a better life after the cleanse. Doctors suggest that they have not read of such a treatment. Let this suggestion not be a deterrent to you because I, and many others, are talking about it based on our personal experiences. Those who are not accepting it, have not tried it. Let them try it and then form an opinion (see page 188).

21. Dr Saxena, you have a regular job and do not earn anything from this therapy. So, what prompted you to delve into this subject?

Saurabh, my brother, was ten years younger to me. He had been suffering from CRF (Chronic Renal Failure) since 1991 and his kidneys failed in 1998. My father donated one of his kidneys to him.



My brother Saurabh

The transplanted kidney gave him some relief initially, but gradually, this kidney also developed problems due to the immunosuppressant drugs. These drugs had the unpleasant side-effect of causing cataract in 2000. He developed osteoporosis in 2001, as these drugs also reduce calcium absorption. The brain and the heart need calcium. If the blood cannot absorb the required amount from food, then it depletes calcium from the bones to keep the brain and heart functional. This process causes unbearable pain to the sufferer in advanced stages. Saurabh had to bear that pain because he did not have a choice. His haemoglobin level gradually came down to 6 gm/dl. The side-effects of these immunosuppressant drugs were clearly noticeable after four years of long dependence. In September 2002, he developed pneumonia, which led to multiple organ failure and he passed away on 10.10.2002. These were really tough times for me.

In the beginning of 2003, my own health was in a very bad shape. I had very low energy levels, very poor absorption of food and suffered from constant fatigue, besides allergy from 40+ items.

One day, I went to meet a close friend of mine and told him that I did not want to live. He listened to me and then suggested that I try the Liver Cleanse, which was gaining popularity in the USA. I found the details on www.curezone.com.

Fed up with the situation, I did my first Liver Cleanse as the last alternative, as I had nothing to lose. I had lost all hope and was fed up with life. I was not sure of the results, but I still gave it a try. The results were miraculous. Subsequently, I did the Liver Cleanse every alternate week for four months. Slowly, my health started to get better and better. Then, encouraged by the improvement, I began practicing it on my family members, then neighbours and finally, close friends. The success, as seen by way of improvement in our health, was astonishing.

I never thought for a moment that these simple health tips would bring so much relief to so many. It is highly satisfying when a person reports how pleased he is with the progress after undergoing this therapy. Day after day, I receive phone calls and mails from people all over India and abroad, telling me how much they have benefited from this therapy and thanking me for sharing my experiences. I feel so humble and grateful when I learn that somebody, somewhere, feels better because of something I have done.

Since I was not aware of this wonderful therapy at the time, I could not ease my brother's pain. Though it might be debatable whether Cleansing Therapy would have helped him, my efforts to promote this therapy is my tribute to Saurabh.

Kidney

Kidneys are the primary organs that remove toxins. We have two kidneys located in the lumbar region, a little below the waist, oriented toward the back. Each kidney weighs nearly 150 gms and is about the size of an adult fist. They are bean-shaped and reddish brown in colour.

Structure

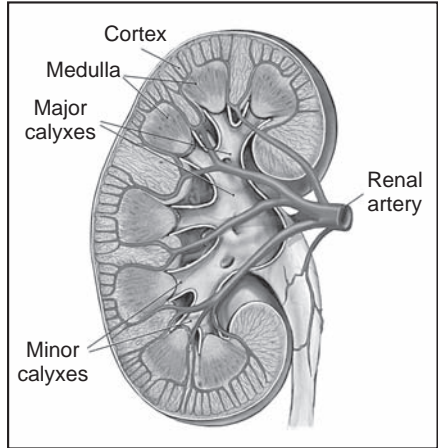
Each kidney has three regions - the cortex, the medulla and the renal pelvis. The outer layer, the cortex, contains nearly 12,00,000 filtering units called nephrons, each consisting of a glomerulus and a renal tubule.

Blood flows into a network of capillaries, surrounding each tubule, from the glomerulus, where substances that the body still needs, such as water, glucose and certain salts, are

reabsorbed and restored to the blood. In a process called filtration, blood containing waste products, enters the glomerulus, where the cells extract water and waste products, such as urine.

The purified blood is then returned to general circulation throughout the body. Waste, in the form of urine, passes through the ureter into the bladder and regulates acidity of the blood. Everyday, the body's entire volume of blood passes through the kidneys more than 300 times, a flow of nearly 1800 litres, almost all of which is reabsorbed and returned to the blood stream.

The middle part, the medulla, consists of cone shaped groups of urine collecting ducts. The inner region - the renal pelvis, branches into cavities called major and minor calyces. Each minor calyx gathers urine from the medulla, which is then collected in the major calyces and funnelled into the ureter.



Internal structure of a kidney

Functions

The kidneys keep the body's chemistry balanced by removing waste products and excess water. They also regulate blood pressure and stimulate Red Blood Cell (RBC) production. Some of its other functions include:

- Activation of vitamin D absorption
- Elimination of metabolic wastes
- Maintaining acid-base balance (excretes alkaline salts)
- Maintaining electrolyte balance
- Maintaining fluid balance
- Prostaglandin synthesis (the female body uses this hormone for contraction of the womb during childbirth)
- Urine formation and excretion (a healthy adult passes nearly half a litre to two litres of urine a day)

Problems

The body can stay healthy with just a single kidney. However, it is important to treat kidney disorders promptly because some disorders progress rapidly, often affecting both kidneys, before they are even detected. Kidney stones, kidney failures and kidney shrinkage are some of the common problems.

Causes

Some of the major causes of kidney problems are:

- Cooked food
- Diabetes
- Hereditary diseases
- High blood pressure
- Inflammation of kidneys (nephritis)
- Kidney damage, as a side effect of medication, particularly pain killers taken for headache, backache and joint pains
- Lower urinary tract infection, e.g., bladder infections ascending upto the kidneys
- Scarring of kidneys (caused due to reverse flow of urine from the bladder)

Symptoms

The symptoms of a weak kidney can vary considerably from one individual to another. The initial signs of the onset of kidney problems may be general and include:

- Backache
- Blood in urine
- Change in frequency and quantity of urine passed
- High/low blood pressure
- Pain in the kidney area (kidney/ureter stone)
- Pain in bones (vitamin D deficiency)
- Pain or burning sensation while passing urine, indicating an infection
- Puffy, dark grey mess below the eyes, around the face, ankles and elsewhere on the skin
- Tiredness (particularly in the evening)

Kidney Cleanse

Cooked food and pollution affect proper functioning of the kidneys due to which nephrons are unable to remove toxins from the blood properly. These toxins get accumulated, as the body is unable to expel them naturally. Over a long period of time, these toxins form tiny stones that are very difficult for the body to remove and require surgery. A Kidney Cleanse dissolves these stones and dilates the pores so that they can easily pass out of the body. A Kidney Cleanse is also used to cleanse the kidneys from within, by removing deeply embedded toxic wastes.

Ingredients

- Tea* (काढ़ा) made from corn silk (भुट्टे के सुनहरे बाल) - fresh or dried. Ideally, the corn silk should be dried in sunlight. If it is dried properly, it can be preserved for a long time. Washing the dried corn silk before use is strictly prohibited as it loses a lot of its medicinal value. Moreover, the dust and impurities in it can be removed by sedimentation process in which the corn silk is strained before use, **or**,
- Tea, made from parsley (a foreign vegetable that looks like green coriander) or coriander leaves (धनिया की पत्ती), should be used fresh. Rinse them in water before boiling. They should be strongly fragrant. If not, they may have lost most of their active ingredients, **or**,
- Tea made from watermelon (तरबूज) seeds with their skin intact. The seeds can be black or brown in colour. These can be dried and preserved. Some provision stores that sell agricultural produce also stock watermelon seeds. They are marked



Dry corn silk



Parsley

*Tea in this book refers to the concoction, i.e., brewing

‘poison’, since they have been treated with pesticides. Therefore, you need to wash and dry them before use. Pound them before boiling, so that the medicine from the skin and the innards gets mixed with the water. Do not grind or wash the seeds after crushing.



Watermelon seeds

Quantity

I encourage self-medication. When you are doing it for the first time, you may adhere to the following dosage:

No.	Item	Quantity	Colour of tea
1.	Corn silk (fresh)	500 gms	Dark brown
2.	Corn silk (dried)	50 gms	Dark brown
3.	Parsley/coriander (fresh)	500 gms	Green
4.	Watermelon seeds	200 gms	Brown

Observe the results by yourself and decide whether to increase or decrease the dosages for subsequent use. You may decide the most appropriate quantity and frequency for yourself, though the highest dosage and frequency (the maximum quantity that you can tolerate) is recommended. Taking concentrated medicine in larger quantities yields quicker and better results as the medicine reaches deeper into the affected organ. If nausea or any other undesirable symptom, such as stomach pain, occur, then reduce the dosage.

Some people get better results with corn silk, while others with parsley/coriander leaves or watermelon seeds. I have found



Coriander leaves

concentrated corn silk tea to be the best for myself. However, everyone gets some results using any of the four ingredients. Some have even reported good results with watermelon seeds without the skins, which are available at most grocery stores.

Procedure

To make concentrated tea, fill the vessel/pot with just enough water to cover the ingredients and boil any of the three ingredients for 10 minutes. Strain the water and keep it aside. Boil the residue again with fresh water for 10 minutes. Strain it and add it to the water set aside in the previous step. Follow this procedure one more time or until the mixture begins to lose colour. This indicates that the ingredient has no more medicine left in it.

Let the strained mixture stand for a few minutes so that any sediment present sinks to the bottom of the vessel. Carefully, without any sudden movement, pour the upper layer of the mixture into another vessel, until the sediment at the bottom starts flowing. Stop and discard this sediment. This procedure, known as decantation, can be used to separate fine residue from the mixture. Cool the strained mixture. The medicine is now ready for use.

Dosage

Drink one litre of this mixture 3-4 times or more during the day. The mixture has to be stored in a refrigerator otherwise it will get spoiled. It can be stored in the refrigerator for a maximum of a day or two. If refrigerated, it may coagulate (thicken) slightly but its medicinal properties are not affected. If you cannot drink the cold liquid, then you may warm it to your taste. Warming does not affect its medicinal properties (see page 183).

What results can you expect?

When toxins are accumulated in the body and the kidneys cannot filter them out, they are circulated in the blood stream. To reduce the ill-effects of these toxins, the body tends to keep them in a diluted form, thereby retaining more water. When the level of water in the blood stream increases, it causes a condition known as oedema. This results in increased body weight, and swollen face and ankles. During a Kidney Cleanse, the extra water retained in the blood stream is also released. Expect an increase in urination as a result of the cleanse.

During the course of treatment, nearly 1% of patients feel nauseous and nearly 3% experience mild stomach pain. However, these

conditions are not severe and are caused due to the hyperactivity of nephrons during the cleansing process. The pain subsides on its own in 1-2 hours and does not require any treatment. The final result is exhilarating freshness.

Benefits

The first round of treatment should be over in a day and instant improvement will be visible, including:

- Dissolution of kidney stones
- Glowing face, better skin tone with shining and fairer complexion, reduced dark circles below the eyes
- Higher energy levels
- Improved haemoglobin levels
- Improved sleep quality
- Increase in calcium levels (treatment of osteoporosis)
- Increased activity levels
- Old accumulated toxins expelled from the kidney and blood
- Regulated blood pressure (marginally high or low BP are controlled without medication)
- Relief from backache and body pain
- For females, improvement in Pre-Menstrual Symptoms (PMS) and almost all gynaecological problems
- No more bed wetting and prostrate problems

Frequently asked questions

1. Can I use all the ingredients, i.e., corn silk, parsley, coriander and watermelon seeds together?

They are to be taken only one at a time. Any one of them is good enough for the treatment. You may try another option after a few days.

2. I am not able to find corn silk in sufficient quantity in the market due to the off season. My stored corn silk has developed a fungus. Can I still use this contaminated corn silk?

The medicinal properties of this fungus affected dried corn silk do not change. It can be used just as well, with the same results as fresh or dried corn silk. Keep the corn silk under the sun for a few

hours. Then follow the procedure as outlined for the preparation process. If the corn silk has been stored without drying or under wet conditions and has turned black, then it should not be used. You should keep the corn silk under the sun occasionally, so that it remains good for later use. We have mentioned the name and addresses of a few vendors who sell ingredients for the Cleansing Therapy on our websites www.drpiyushsaxena.com or www.thetempleofhealing.org.

3. I cannot find watermelon seeds. Can I replace it with muskmelon (खरबूजा) seeds?

Their properties are totally different. Only watermelon seeds with their skin intact have kidney cleansing properties and not muskmelon seeds.

4. What diet should I follow for Kidney Cleanse?

Just stick to your regular diet and drink Kidney Cleanse tea as much as possible. However, refrain yourself from consuming food that is hard to digest, during the cleansing process.

5. What is the best time to do a Kidney Cleanse?

Kidneys function more efficiently when the stomach is empty and the body is most relaxed in a lying down position, after midnight. I keep a litre of corn silk tea near my bedside at night. If I happen to wake up between 2-4 am, I drink it. This dose is in addition to my regular dosage during the day.

6. I got tremendous benefit after doing a Kidney Cleanse but after one week, I am facing the same old problems.

Sometimes, old problems manifest again, but if you monitor their frequency and intensity, they occur at much lower levels after the cleansing. Secondly, you are continuing to live in the same polluted environment and eating the same food, hence, this manifestation is very normal. Do the cleanse again and your health will improve. You will notice instant improvement in backache, headache, general freshness level and quality of sleep.

7. After following your therapy, why do I experience increased bleeding during menstruation?

This may happen to a few women and is a good sign. You must have felt better in your pre-menstrual symptoms and may have

experienced much less abdominal pain. As soon as the toxins accumulated in your body are expelled, your condition will improve and you will feel better in a day or two.

8. How much corn silk tea can be used for a Kidney Cleanse?

You can have as much corn silk tea as you like. Some people get results in a single glass, while others respond better with six glasses of the concentrated tea. Excess dosage does not harm.

Please note that in a Kidney Cleanse, the quantity of tea is not relevant. What actually matters is the concentration of medicine in the tea after the corn silk is boiled. That is why I recommend boiling the corn silk three times. I ascertain that everybody will get good results after the Kidney Cleanse. However, if you feel that the cleanse has not given the desired results, don't suspect the efficacy of Kidney Cleanse, rather, check the quality and quantity of ingredients as well as the procedure followed.

9. How long should I boil the water for a Kidney Cleanse?

Boiling begins when the water temperature reaches 100° C. At that temperature, the best medicine is extracted from the corn silk. Boiling it for 15 minutes is fine.

10. What should I eat during a Kidney Cleanse and an Acidity Cleanse?

There is no dietary restriction for doing a Kidney and an Acidity Cleanse. You are free to eat any food or follow any diet. Kidney cleanse tea and vegetable juices are most effective when consumed on an empty stomach.

11. Should Kidney Cleanse be started on an empty stomach?

A few doses on an empty stomach will definitely improve the quality of the cleanse. If the medicine is taken on an empty stomach, its absorption in the blood stream will be much better.

12. What is an empty stomach?

Empty stomach is a state when the system has digested nearly all the ingested food. In the morning, the stomach is empty because every thing has been digested during the night. If the breakfast consists of only fruits and a glass of milk, then it is completely digested in 45 minutes. So, you have an empty stomach after 45 minutes. On the other hand, if you eat fried mutton or deep fried

paneer that takes around six hours or more to get digested, then you have an empty stomach after that period and so on.

13. Can I have corn silk tea just before sleeping?

Yes, there is no harm in having it just before sleeping. You can have it any time.

14. Can we add some salt to corn silk tea to make it taste better?

You can add salt or fresh lime if taste is important to you, but do not add sugar.

15. Can we eat the leftover parsley after making the tea?

You can use the residual remains by grinding and filling it in chapatis. However, it has no nutritional value left as all the nutrients have already been extracted in the tea.

16. Should the corn silk tea be warmed again after refrigeration?

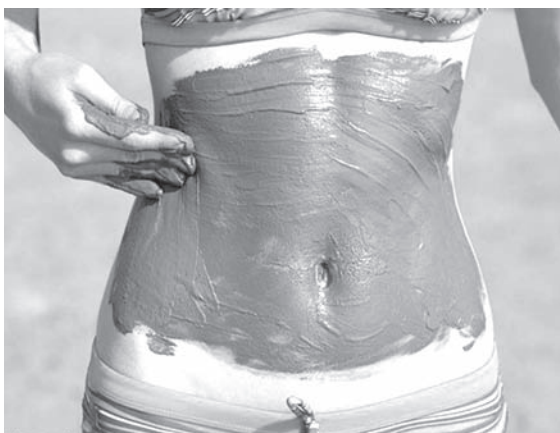
Yes, it can be warmed. Temperature does not affect medicinal properties of the tea. However, it should not be refrigerated for more than a day or two.

17. Can pregnant women do a Kidney Cleanse?

Yes, they can start with half of the regular dosage. Breast feeding mothers can do it with regular doses.

18. I am suffering from calcium deficiency. Can use of calcium supplements during Kidney Cleanse help me?

As a naturopath, I believe that for calcium deficiency, the patient should not be given supplements as these supplements are not absorbed by the deficient body. Rather, efforts should be directed toward improving absorption of calcium in the body.



This sounds difficult, but it is the most practical and beneficial way. It can be achieved easily with a Kidney Cleanse, Liver Cleanse, Mud pack therapy and green vegetable juices.

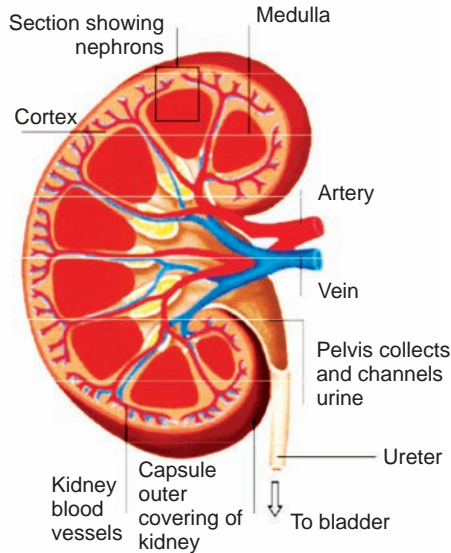
Mud Therapy is being used by people to treat diseases since ancient times. It is believed that the earth has healing powers, which are refreshing, good for treating skin diseases, stomach trouble, kidney disorder, gout, arthritis, asthma, rheumatism, and gynaecological problems.

Mud is an important element of nature. It contains important minerals that have positive effects on human health. The material used for Mud Therapy is mostly clay, taken from 4" below the surface of the earth. It can be used as a pack, or as in bath. Mud can absorb toxins from the human body and is therefore, very useful in preventing many diseases.

It is also known for its healing properties and helps in cooling and relaxing the body as it can hold moisture for a long time. This involves frequent application of mud packs, especially on the abdomen, which helps in removing toxins from the digestive and other internal organs.

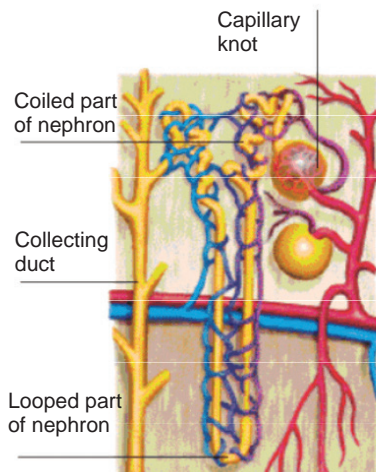
How does a kidney work?

Each of your kidneys constantly filters blood to remove waste and process it as liquid urine. Around 1800 litres of blood fluid is filtered inside the kidneys each day, although only 1.5 litres leaves the body as waste liquid, or urine. This is produced as useful substances are reabsorbed from the waste inside the kidney. This process occurs in millions of tiny tubelike structures, called nephrons, in the outer and middle regions of the kidney - the cortex and the medulla.



Urine production

The capsule of each nephron contains a knot of tiny blood vessels, called capillaries. The high pressure of the blood forces fluid out of these vessels into the nephron. Any useful substances are reabsorbed from the fluid into blood vessels surrounding the coiled part of the nephron. The remaining urine is concentrated as it travels to the collecting duct.





Dr Piyush Saxena preparing corn silk tea

You can watch him explain the complete process on his talk show '*Apna Ilaj Apne Haath*' on youtube or on www.drpiyushsaxena.com or www.thetempleofhealing.org.

Ingredients for a Kidney Cleanse

Parsley



Dry corn silk



Watermelon seeds




Coriander Leaves





Green vegetables for juice



pH 7.5		Alkaline
pH 7.0		Neutral
pH 6.5		Slightly Acid
pH 6.0		Acid
pH 5.5		Acid
pH 5.0		Very Acid
pH 4.5		Very Acid

pH test indicator kit with reading strips and chart (clockwise)

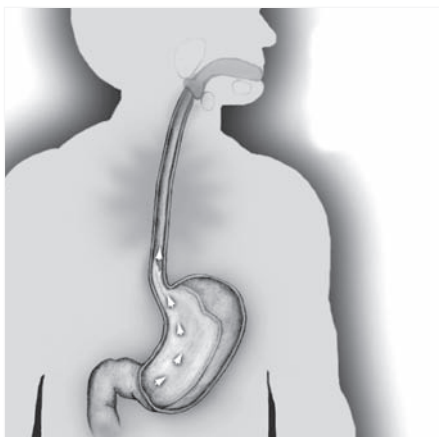
pH CHART

Alkaline pH Consume Freely Raw is Best Most foods get more acidic when cooked	10	High Alkaline Ionized Water Raw Spinach Brussel Sprouts Cauliflower Alfalfa Grass Seaweeds Raw Broccoli Red Cabbage Carrots Cucumbers Asparagus Artichokes Raw Celiery Potato Skins Collards Lemons & Limes		
	9.0	Olive Oil Raw Zucchini Sprouted Grains Raw Green Beans Mangoes Tangerines Grapes	Most Lettuce Sweet Potato Raw Eggplant Blueberries Papayas Melons	Borage Oil Raw Peas Alfalfa Sprouts Pears Figs & Dates Kiwi
	8.0	Apples Tomatoes Turnip Bell Peppers Pineapple Wild Rice Cantaloupe Oranges	Almonds Fresh Corn Olives Radish Cherries Strawberries Honeydew Grapefruit	Avocados Mushrooms Soybeans Rhubarb Millet Apricots Peaches Bananas
	7.0	Most Tap Water Municipalities adjust tap water to be +/- 7.0 Optimum pH for HUMAN BLOOD is 7.365		
Acidic pH Consume sparingly or never	6.0	Milk, Yogurt Most Grains Eggs Kidney Beans Processed Juices Brown Rice Sprouted Wheat Bread Oysters	Fruit Juices Soy Milk, Goat's Milk Fish Lima Beans Rye Bread Cocoa Oats Cold Water Fish	Cooked Spinach Coconut Tea Plums Spelt Rice & Almond Mill Liver Salmon, Tuna
	5.0	Cooked Beans Sugar Potatoes w/o Skins Garbanzos Butter, salted Wheat Bran	Chicken & Turkey Canned Fruit Pinto Beans Lentils Rice Cakes Rhubarb	Beer White Rice Navy Beans Black Beans Cooked Corn Molasses
	4.0	Reverse Osmosis Water Coffee Pistachios Cranberries Wheat Popcorn	Distilled & Purified Water White Bread Beef Prunes Most Nuts Peanuts	Most Bottled Water & Sports Drinks Blackberries Sweetened Fruit Juices Tomato Sauce
	3.0	Lamb Shellfish Goat Cheese Pasta Worry Tobacco Smoke Sweet N Low NutraSweet	Pork Pastries Soda Pickles Lack of Sleep Chocolate Equal Processed Food	Wine Cheese Black Tea Stress Overwork Vinegar Aspartame Microwaved Foods

Acidity

Acidity refers to a set of symptoms caused by an imbalance between the acid secreting mechanism of the stomach and proximal intestine, and the protective mechanisms that ensure their safety. The stomach normally secretes acids essential for the digestive process. These acids help in breaking down food during digestion. When there is excess production of acids by the gastric glands of the stomach, it results in acidity. Nowadays, our lifestyle and dietary habits are such that they increase the acidity level of the body. Acidity is also responsible for dyspepsia, heartburn and the formation of ulcers (erosion of the lining of the stomach or intestines).

Acidity is measured in terms of pH. In humans, the normal pH of all tissues and fluids of the body (except the stomach) is slightly alkaline. The acid-base balance of our blood plays an important role in normal day to day functioning of our body. Even a slight imbalance affects the vital functions of the organs, resulting in various health problems.



Reverse flow of acid

Acidic, alkaline solutions and pH

The term pH stands for power or 'potential of Hydrogen'. It is the negative logarithm of effective hydrogen ion concentration or hydrogen ion activity in gram equivalents per litre of the solution. It is measured on a scale of 0 to 14 (neutral is seven).

The lower the pH, the more acidic the solution and the higher the pH, the more alkaline. For example, a pH of 5 is more acidic than a pH of 6 and a pH of 9 is more alkaline than a pH of 8. Water (H_2O) is made of one hydrogen (H^+) and one hydroxyl (OH^-) ions. When these ions are in equal proportions, the pH is a neutral 7. When there are more H^+ than OH^- ions, then the solution is acidic.

If OH^- ions outnumber the H^+ ions, then the solution is alkaline. The pH scale is logarithmic, which means that each step is 10 times different than the previous level. In other words, a pH of 4.5 is 10 times more acidic than a pH of 5.5 and 100 times more acidic than a pH of 6.5.

What is normal pH level?

In healthy adults, the pH levels of blood, spinal fluid and saliva is approximately 7.4. The pH of the blood is most critical. All other organs and fluids fluctuate in their values to keep the blood pH level strictly between 7.35 and 7.45 (slightly alkaline). This process is called homeostasis. The body makes constant adjustments in tissue and fluid pH to maintain this very narrow pH range in the blood. This creates stress on other tissues or body systems. For example, the body draws the necessary calcium from bones and other alkaline substances, such as the muscles, so that the heart and brain function at full levels.

Importance of proper pH balance

Virtually all degenerative diseases, including heart disease, arthritis, osteoporosis, kidney/gallbladder stones and tooth decay, are associated with excess acidity in the body. Cancer and many other diseases cannot exist in an alkaline environment.

When the pH of the body gets out of balance and becomes too acidic, we may experience low energy levels, fatigue, excess weight, poor digestion, aches and pains and other more serious disorders. The symptoms listed on page 41-42 become more prominent.

Regardless of your current health situation, you can monitor your progress toward a proper acid-alkaline balance by testing your saliva's pH. The pH of our saliva parallels with that of the extracellular fluid and represents the most consistent and definitive physical sign of the ionic calcium deficiency syndrome.

How to test pH of saliva?

The acidity level of the human body is not routinely checked. During endoscopy, it is sometimes measured in terms of the pH levels of gastric juices. However, there is a simple way to test the pH level of saliva.

I have shown a sample of a strip on page 35. For testing the pH of saliva, a red coloured thin liquid called pH testing liquid (measuring 5 ml) is available with all big chemists. If you mix your saliva with this liquid, then the colour changes to one of the eight colours, as shown in the picture on page 36.

Another way to test the saliva (and also urine) pH is to use a pH test strip kit. The pH of the non-deficient and healthy person is in the slightly alkaline range of 7.3 (dark blue) to 7.1 (blue). The range from 6.5 (blue green), weakly acidic, to 4.5 (light yellow), strongly acidic, represents states from mildly deficient to strongly deficient, respectively.

The pH of the saliva of a newborn child is normally 7.35 (strongly alkaline). More than half the adults show a pH of 6.5 or lower, reflecting calcium deficiency, due to aging and lifestyle defects. A cancer patient's test result will usually show a bright yellow (a pH of 4.5), especially when the cancer is terminal. You should endeavour to keep the pH of your saliva at 7+ level. Then, you will have no health problems.

Acidity facts

- Rain, in forests, is alkaline, but in cities, it is acidic, due to industrial pollution.
- Sea, spring, river and flowing water (naturally occurring water) are alkaline.
- Chlorinated tap and swimming pool water are acidic.
- Primarily, only raw green vegetables and fruits are alkaline, whereas, most other common foods that we eat are acidic.
- Nature recommends a diet of 20% acidic and 80% alkaline food. However, we normally eat 80% acidic and 20% alkaline food.
- Lemon juice tastes sour because it contains 5% to 6% citric acid and has a pH of 2.2. (high acidity)
- The stomach acid is quite strong. Its pH is between 3 and 5. At this pH, it can dissolve deep fried and difficult to digest foods. The stomach secretes around 1.5 liters of acid per day.

How does the body become too acidic?

The body becomes imbalanced and overly acidic, primarily as a result of three things:

Ingesting acids

Eating too many acidifying food, such as processed sugar, meats, dairy products, coffee and alcohol, create an acidic ash in the body. These acids can overload the body's ability to neutralise them.

Creation of acids

Pathogens create acidifying toxins in the body. As the body becomes more acidic, more and more harmful bacteria and yeast proliferate in the body. These organisms eat as well as procreate, resulting in more toxins that are often very acidifying.

Improper elimination of acids

Some acids are weak while others are strong. Weak acids, such as citric acid, are more easy to neutralise than strong acids, such as uric acid. The body uses many systems to buffer acids, including breath, mineral reserves and fat. When the body's buffering systems are compromised, acidity increases.

Effects of acidity

Maintaining the proper pH in the blood, digestive tract, tissues and fluids is essential for optimal health. High levels of acidity in the body can have far reaching consequences. For example, if the blood becomes too acidic, then:

- It takes some of the alkaline forming elements from the enzymes in the small intestine to stay balanced. The small intestine then becomes less alkaline to digest food optimally. The pancreas, gallbladder and liver are forced to make up for this deficiency to metabolise food properly. This has a direct bearing on metabolic enzyme production, which is involved in every biochemical reaction in the body. The resulting problems are lowered immune function, fatigue, hormonal imbalances, absorption and digestive problems.
- The bones lose calcium, the most alkaline mineral in the body. This can lead to reduced absorption of supplemental minerals and bone density problems.

- Insulin levels increase and fat gets stored instead of being metabolised. When malnutrition or starvation sets in, the body becomes acidic and, as a safety measure, insulin is overproduced so that all available calories are stored as fat for future use. As a result, weight gain takes place. Once obesity sets in, weight loss becomes difficult.
- Electrolyte imbalances occur, which have a direct bearing on the fluid transport system. Electrolytes are important because the cells, especially nerves, heart and muscles, use them to maintain voltages across their cell membranes.
- Additional stress is placed on the kidneys, gallbladder, pancreas and other organs.

Hyperacidity

It is a widespread common disorder. If not treated in time, it leads to ulcer formation in the digestive tract. Chronic hyperacidity interrupts all cellular activities and functions, and interferes with life itself.

Causes

It is mainly caused when hydrochloric acid, an important component of the digestive juices, is produced in excess, due to the following:

- Smoking and alcohol consumption
- Excessive intake of hot, spicy and fried food
- Excessive intake of chocolate, tea and coffee
- Intake of sweets, adulterated, fermented and fatty food
- Use of aspirin and other anti-inflammatory drugs
- Stress-related conditions, such as anger, fear and anxiety
- Fast paced lifestyle, career/job over-consciousness, cooked food, changes in sleep patterns, acidic environment due to vehicle exhaust fumes and industrial waste

Symptoms

Acidity or hyperacidity may manifest in more ways than those listed below. This list is not exhaustive:

- Burning sensation, pain or discomfort in the throat and chest (behind the breastbone) known as heartburn
- Blood in stool

- Headache
- Lack of appetite
- Nausea
- Pain in the abdomen, either immediately after meals (gastric ulcer) or two hours after meals (duodenal ulcer)
- Persistent cough
- Sour oral secretion/belching, with an acidic taste in the mouth, due to regurgitation of acidic fluid in the throat or mouth
- Vomiting, sometimes accompanied with blood

Acidity Cleanse

If your saliva pH is too acidic, you may have to increase the alkalinity of your body. This can be done by including green vegetable juices in your diet. Green juices are a potent fuel in maintaining good health; and they do not come burdened with fats that accompany animal products.

Green vegetable juices

Fresh green vegetable juices work as detoxification drinks and have a powerful effect on the recuperative powers of the body, because of rich and easily absorbable nutrients. Fresh vegetable juices contain proteins, carbohydrates, chlorophyll, mineral electrolytes and healing aromatic oils. Most importantly, a fresh juice makes large amounts of plant enzymes available to every cell in our body, an integral part of the healing and restoration process.



Blood tonic - chlorophyll

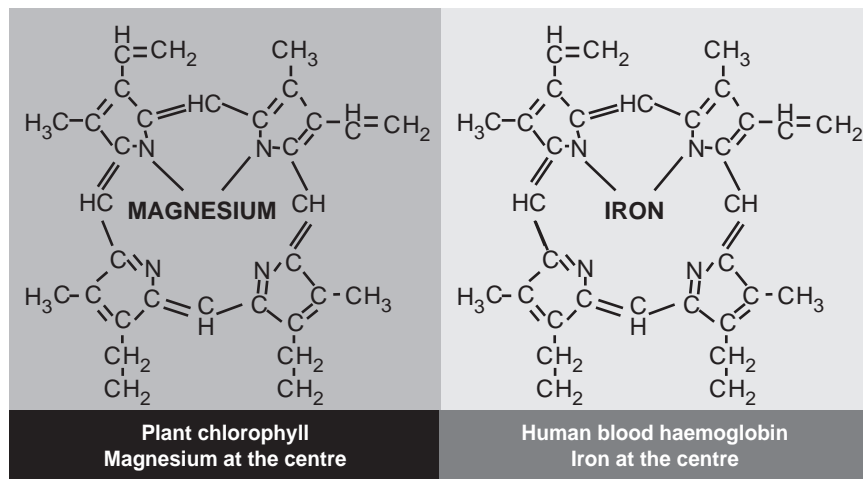
Green vegetable juices also contain large amounts of vitamins B₁ (Thiamine), B₂ (Riboflavin), B₆, B₁₂, C, carotene, choline, folic acid and pantothenic acid. They are high in minerals, such as calcium, copper, iron, magnesium, manganese, potassium and phosphorus. They are full of enzymes useful for digestion and assimilation; some contain over a hundred known enzymes necessary for human cell response and growth.

Green drinks also have anti-infective properties. They remove acid wastes, increase body pH levels, and are an excellent source for mucus cleansing. They can also help in clearing the skin, cleansing the kidneys, purifying and building blood supply.

Green drinks are critical to the success of not only the Acidity Cleanse but also for every cleansing program. The chlorophyll present in various green juices is highly alkaline and forms the basis of our treatment.

Blood tonic - chlorophyll

The molecular composition of chlorophyll is very close to that of human haemoglobin. These drinks can act as mini-transfusions of blood and tonic for the brain and the immune system, since chlorophyll is absorbed directly into the blood stream.



Comparison of human blood haemoglobin and plant blood chlorophyll

Formula of human blood (haemoglobin) - $C_{34}H_{32}O_4N_4ClFe$

Formula of plant blood (chlorophyll-b) - $C_{55}H_{72}O_5N_4Mg$

Blood and chlorophyll resemble each other structurally in the following manner:

1. Both have porphyrin nucleus. Also, the substitutions in 1, 3, 5, 8 (methyl groups) and 2 (vinyl group) positions are the same.
2. Both yield porphyrin upon degradation.
3. Both are composed of carbon, hydrogen, oxygen and nitrogen.
4. Both have metallic portion in a complex form. There is iron in blood and magnesium in chlorophyll.

How to make vegetable juice?

Only use clean and fresh vegetables. You may combine different vegetables in any proportion to suit the needs of your body and taste. Organically grown vegetables are preferred.

Alternatively, they may be soaked overnight in potassium permanganate ($KMnO_4$) solution. I use fresh vegetables (which may have been cultivated using pesticides and fertilisers), purchased from

the ordinary market, without potassium permanganate.

I feel that after undergoing numerous Kidney and Liver Cleanses, the immunity of the human body is sufficiently enhanced to fight the detrimental effects of pesticides and fertilisers.

Do not mix fruits and vegetables while extracting the juice. Wash the vegetables, cut them into small pieces and put them in a juicer. Buy a juicer if you don't have one. Meanwhile, you may use a mixer-cum-grinder. Strain this mixture through a coarse strainer (छन्नी) with large holes, so that you get enough fibre. The large holes in the strainer allow medium and small pieces of fibre to flow with the juice. Only large pieces, which you find difficult to swallow are strained. The residual green paste can be used in chapati flour.

Drink it fresh, since it spoils quickly. Do not use it beyond 1½ days, even if it has been stored in the fridge. For example, if you have prepared the juice today morning, you can use it only until tomorrow evening.

Check whether your stool sinks or floats

Whether your stool sinks or floats is dependent on its fat as well as water soluble content. Stool that has spent a relatively long time in the large bowel (constipation) will have had most of the water removed and will be dense and heavy, so, it will sink. In comparison, when someone is suffering from diarrhoea, the stool is rushed along the large intestine and very little water gets removed. This results in loose stool, which tends to float.

The condition that can affect the colour and density of stool is malabsorption, where some of the vital nutrients from the diet are not absorbed by the small intestine and are left in the stool. This occurs when the pancreatic gland is not working properly, and can result in the passage of large, pale coloured stool, which floats due to the high fat content. Sometimes, they float due to microscopic air bubbles, trapped inside.

Whatever be the condition, observe your stool after drinking 200 ml of green vegetable juice three times a day for a week. Ingested food will be well digested and absorbed. All the fat will be properly metabolised, the stool will become soft and will sink.

Dosage

Remember that I want you to take enough fibre, chlorophyll, proteins, carbohydrates, mineral electrolytes and nutrients in their natural form. Drink one glass (200 ml) three times a day (nearly 600 ml in a day). After that, decide on the quantity best suited to you. Modify the dosage according to the tolerance level and physical condition of your body. Bear in mind that it is impossible for us to imbibe these juices in excess, since nature has designed us to eat raw food and has provided an inbuilt limiting mechanism that helps us know when to stop.

Witness the miraculous cure, for all your problems, unfold within a week. Many of my friends have replaced their morning tea with a glass of green vegetable juice. Drinking this fresh green juice overnight fights stomach acidity and provides a great start to the day.



Ingredients and tools to make green juices

Green vegetable juices

The juices included here have been used with therapeutic success for many years. You can be confident about their nutritional healing and regenerative ability. A random selection from the following vegetables can be used to start with, in the same or lesser quantity.

Vegetable	Hindi name	Parts to be used			Quantity (gms)
		Skin	Stem	Seeds	
Alfalfa sprouts	अंकुरित अल्फाल्फा	N/A	N/A	N/A	50
Beetroot	चुकन्दर	Yes	Yes	N/A	100
Bitter gourd	करेला	Yes	No	Yes	100
Bottle gourd	लौकी	Yes	No	Yes	500
Cabbage	पत्ता गोभी	N/A	No	N/A	250
Capsicum	शिमला मिर्च	N/A	No	No	250
Carrot	गाजर	Yes	Yes	N/A	200
Celery	सेलेरी	N/A	Yes	N/A	200
Cucumber	खीरा	Yes	Yes	Yes	500
Garlic	लहसुन	No	No	N/A	25
Ginger	अदरक	Yes	No	N/A	25
Goose berry	आँवला	Yes	No	No	50
Green tomato	हरा टमाटर	Yes	No	Yes	250
Lemon	नींबू	Yes	N/A	No	50
Mint	पुदीना	N/A	No	N/A	50
Parsley	पार्सली	N/A	No	N/A	200
Radish	मूली	Yes	Yes	N/A	100
Spinach	पालक	N/A	No	N/A	100
Turnip	शलगम	Yes	Yes	N/A	100

N/A - Not applicable

- Note:** 1) Parsley, celery, chinese kale, collard and alfalfa sprouts are available at shops that sell foreign vegetables.
- 2) All citrus fruits, e.g., orange and lemon, are acidic, however, all juices are digested in the stomach and give an alkaline effect, as desired. It can be verified by burning the juice of these fruits. The residue will come out to be alkaline in a litmus test.

Special vegetable juices

Some specific combinations for individual needs are given below. Try them thrice daily for a week to notice a difference. You may omit any vegetable, if it is not available or does not suit you:

1.	Potassium juice Make juice using three carrots, three celery stalks, one bunch of spinach and one bunch of parsley. This is the single most effective juice for cleansing, neutralising acids and rebuilding the body. It is a blood and body tonic that provides rapid energy and system balance.
2.	Personal best V-8 Make juice using eight green tomatoes, four green onions with tops intact, one capsicum, two carrots with tops intact, two celery stalks, one bunch of spinach, one bunch of parsley and two lemons. Personal best is a high vitamin/mineral drink for normalising body balance.
3.	Cleansing energy tonic Make juice using four cups of mixed sprouts (e.g., sunflower and/or <i>moong dal</i>), one large carrot, one celery, one cucumber and one green onion. It is a good afternoon 'pick-me-up' juice during a seven day cleanse.
4.	Kidney flush Make juice using four carrots with tops intact, one cucumber, four beets with tops intact, one handful of spinach and four celery stalks. Kidney flush is a sure shot kidney cleanser and diuretic, with high levels of potassium and other minerals.
5.	Fungi/yeast cleanser Make juice using one bunch of parsley, two garlic cloves, six carrots and two celery stalks. This juice is beneficial in treating all type of fungi and yeast problems.

6.	General health tonic Make juice using four carrots, one cucumber and two celery stalks. Regular intake of this tonic increases stamina and vitality.
7.	Prostate cleanser Make juice using two large handfuls of mixed dark green leaves, especially spinach, chinese kale, collard and dandelion and three large green tomatoes. This juice can be had regularly after the age of fifty for better prostate health.
8.	Skin cleanser Make juice using one cucumber, one bunch of fresh parsley, 100 gms of alfalfa sprouts and four sprigs of fresh mint. This deep green cleanse nourishes and tones skin tissues from within.
9.	Excess body fluid/water cleanser Make juice using one cucumber, one beet, one radish, one apple without seeds and four carrots with tops intact. You can lose a couple of kgs by drinking this juice.
10.	Calcium/magnesium juice Make juice using two garlic cloves, one handful of parsley, one cucumber, four carrots with tops intact and two celery stalks. This helps in reducing high blood pressure.
11.	Arthritis relief detox Make juice using a large handful of spinach, a large handful of parsley, a large handful of watercress, five carrots with tops intact and three radishes. Arthritis relief detox increases the flexibility of all joints and can be done along with a Joint Cleanse.
12.	Bladder infection detox Make juice using three broccoli flowerets, one garlic clove, two large green tomatoes, two celery stalks and one capsicum. This detox juice increases bladder health and cures Urinary Tract Infections (UTI).

13.	Cleanse for Crohn's disease and colitis Make juice using three handfuls of greens - one bunch of spinach, one bunch of parsley and one bunch of chinese kale or collard; and three beets with tops intact, five carrots, one capsicum and one apple without seeds. You can get relief in colitis and other digestive problems by drinking this juice regularly.
14.	Diverticulitis detox Make juice using one large handful of parsley, one small green cabbage, two large green tomatoes, four carrots with tops intact, four garlic cloves and two celery stalks. This juice not only brings relief in case of diverticulitis, but also promotes over all digestive health.
15.	Piles and varicose veins detox Make juice using three handfuls of dark greens, such as chinese kale leaves, parsley, spinach or watercress and five carrots with tops intact, one green bell pepper and two tomatoes. Due to excess vitamin C, calcium and bioflavonoid, collagen production increases, which helps in growth of new elastic tissues.
16.	Constipation cleanser Make juice using one small green cabbage, three celery stalks and five carrots with tops intact. You can benefit in almost all types of constipation problems by drinking this juice for a few days every month.

Fruit juices for specific needs

Drinking fruit juices are a quick wash for the insides of your body. Their high water and sugar content speeds up metabolism and releases wastes quickly. The alkalising effects of these juices helps in reducing sweet cravings:

1.	Blood builder Make juice using two bunches of grapes, six oranges and eight lemons. Mix the juice with two cups of water and four teaspoons of honey.
-----------	---

2.	Allergy cleanser Make juice using fresh ginger root, one fresh lemon, six carrots with tops intact and one apple.
3.	Stomach cleanser and breath refresher Make juice using one bunch of grapes, one basket of strawberries, three apples and four mint sprigs.
4.	Prostate purifier Make juice using one lemon, one inch of sliced ginger and one bunch of green grapes.
5.	Piles and varicose vein detox Make juice using one cup of cherries without seeds, one bunch of green grapes, two slices of a pineapple, one apple and one inch of sliced ginger.
6.	Arthritis and bursitis detox Make juice using two peeled oranges, two pineapple slices and one apple.
7.	Constipation cleanser Make juice using one firm papaya, one inch of sliced ginger and one pear.
8.	Acne fighter Make juice using two pineapple slices, one cucumber, one apple and one inch of sliced ginger.

Home remedies

To get immediate relief from acidity, try any of the following:

- Drink 200 to 500 ml of cold milk
- Drink sugared cold water
- Eat tender pulp of coconut
- Drink coconut water
- Eat watermelon, banana or cucumber
- Chew basil (तुलसी) leaves
- Drink fresh mint (पुदीना) juice
- Suck on a clove or chew an almond
- Drink cold banana milk shake

Frequently asked questions

1. Is it possible to survive only on vegetable juice for a week?

Yes, it is a wonderful experience. Initially, you will have craving for mastication. In such a case, you can eat carrots or cucumbers.

2. How many times a day should I drink this vegetable juice?

Initially, try to drink at least one glass (200 ml) three times a day. Observe the results for a week. Later, you may decide the quantity that best suits your body and lifestyle.

3. What if I eat raw vegetables instead of making juice? Will it have the same effect?

You will get more benefit from the extra fibre if you eat raw vegetables. However, the quantity consumed is very important. It is not practical to eat large quantities of raw vegetables necessary for the desired benefit, and so, I have advised juices for convenience.

4. Isn't there a possibility of getting an infection while drinking the green juices as the vegetables are cultivated in unhygienic conditions?

Eating raw vegetables or drinking their juice is unlikely to cause any harm. We eat raw vegetable salads in restaurants. You already have good levels of immunity in your body. You can raise your immunity levels further by doing Kidney and Liver Cleanses. If you wish, soak the vegetables overnight in a solution of potassium permanganate (KMnO_4) for safety.

The normal immunity level of a common person is very good. On Dec 02, 2015, the entire city of Chennai was flooded. Sewer water got mixed with the water supply provided by municipal corporation at some places. However, there were no outbreaks of diseases or epidemics. This was not due to spraying of insecticides or pesticides, but because general immunity levels of people are good. I am also against drinking bottled or so called mineral water. Regular tap water is good enough for 98% of the urban population. The remaining 2% also have good immunity levels, but the marketing jargon of water bottling companies confuses the consumer. They decide to avoid risks and follow the advise of drinking bottled or mineral water.

I drink tap water without any problems. Don't we rinse our mouths and gargle after brushing with regular tap water? Only a few drops

of contaminated water may have enough germs to make us sick. However, we rarely fall sick even though we use tap water regularly.

5. Should I boil the vegetables for juice?

No. You will get a vegetable soup if you boil them. They are not even supposed to be heated.

6. Can we add salt to the juice?

Yes, you may add salt to taste.

7. Can we add lemon juice to it?

Yes, you may add lemon juice without seeds.

8. Can red tomatoes be used instead of green tomatoes to make vegetable juice for an Acidity Cleanse?

Unripe and raw green tomatoes have greater nutritional value and a lot of chlorophyll. The alkalinity of green tomatoes is far more than the red ones and hence, they are the preferred choice. Nature turned ripe tomatoes red so that birds and animals identify them as food.

9. During an Acidity Cleanse, I pass more gas than normal. Is it ok?

Some vegetables have a tendency to make gas in stomach. Identify those vegetables and remove them from your list. They may be cauliflower, radish or beans. Some people develop it for a few days, but it settles down on its own. This gas is odourless. However, if any of the vegetables cause you some sort of discomfort, you can avoid it.

Parasite

The World Health Organisation (WHO) estimates that nearly 21.7% of the world's population is infected with roundworms. They can grow up to 12 inches inside the intestine and lay as many as 300,000 eggs in a day. Once the larvae hatch, it only takes two months before they start reproducing.

Newspapers regularly report findings of major medical studies on parasitic organisms or viruses that cause diseases. People often have parasites, such as roundworms, tapeworms, flatworms or microscopic protozoa, living inside their bodies. Except microscopic protozoa, we can see many other parasites with the naked eye.

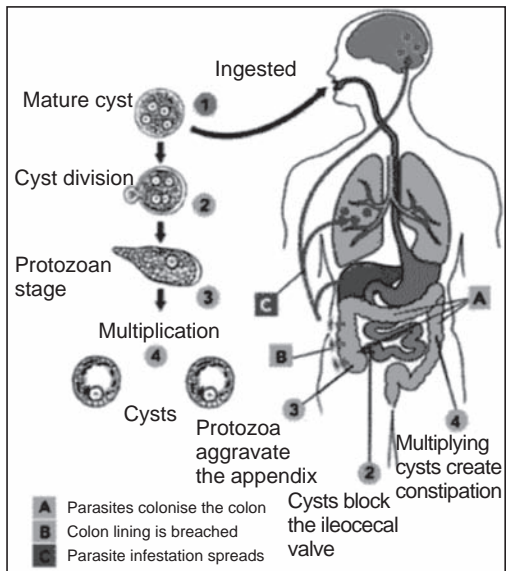
Parasites are a factor in every illness, and therefore, I have included them in this book.

Your body - home to parasites

If I ask, "Are you aware that there could be parasites inside your body?", you are more likely to say, "Parasites in my body? Are you joking?" We all believe that parasites only affect other people, not us! I used to think the same. The first time I read Hulda Clark's book, 'The Cure for All Diseases', I thought, "This book is not for me". My opinion on her theory changed, when I discovered worms in my stool and in many other patients', after using parasite killing Clarkia tincture containing black walnut hull, cloves and wormwood; the zipper and colloidal silver.

Dr Clark's research discovered that:

1. All people suffer from parasites of one type or another in their lifetime.



Parasitic infestation in the body

2. Parasites and unhealthy tissues are positively charged.
3. Introducing a weak electric current (via the zapper) destroys parasites by reversing their polarity. Negatively charged ions are added to the body to encourage the diseased tissue to heal.

Signs and symptoms

Possible signs and symptoms of parasites inside the body, include:

- Allergy reactions without any apparent reason
- Anaemia or iron deficiency (pernicious anaemia)
- Burning sensation in the stomach
- Cutaneous ulcers, eczema, hives, itchy dermatitis, papilla lesions, rashes, sores and swelling
- Damp lips at night, dry during the day, grinding teeth while asleep
- Depression
- Difficulty in gaining/losing weight, no matter what you do or eat
- Digestive problems (gas, bloating, constipation or diarrhoea that come and go, but never really clear up)
- Eating more than normal but still feeling hungry
- Fast heartbeat, chest pains and pain in the navel
- Food sensitivities and environmental intolerance
- Gastrointestinal problems and bulky stool with excess fat
- Itchy anus, ears, groin, nose, penis or vagina
- Joint and muscle pains with inflammation, often assumed to be arthritis
- Lethargy or tiredness most of the time (chronic fatigue)
- Loss of appetite and a yellowish face
- Waking up multiple times during the night, particularly between 2-3 am
- Pain in the back, thighs and shoulders
- Prone to bacterial and/or viral infections
- Restlessness and anxiety
- Sexual dysfunction in men
- Sexual dysfunction and menstrual problems in women

Diagnosis or cleanse

There are pathological laboratories that diagnose the presence of some parasites in the intestines by developing urine and stool cultures. So far, none of these laboratories have been able to determine all kinds of parasites.

Recognising microscopic eggs in your stool is a harder job than finding bacteria, yeast or virus. If you have worms, our Parasite Cleanse will eliminate them efficiently. Also, it is generally cheaper to do a Parasite Cleanse than to diagnose parasites in stool.

There are not many things that you can do about the parasites in your body. Prescription drugs are available and they work like any other drug. Killing all parasites with a single allopathic medicine is almost impossible, since they target only one or two types of parasites. A few of the medicines available tend to make you quite ill. Imagine taking 10 such drugs to kill a dozen parasites in your body! On the other hand, with a Parasite Cleanse, you can get rid of the maximum number of parasites. The beneficial effects of pills are very low as compared to the Parasite Cleanse tools, such as Clarkia tincture, zapper and colloidal silver.

In July 2003, I did a Liver Cleanse and passed out stones. After 18 cleanses, done every alternate week, I was able to bring the count to zero. During that time, I got a Clarkia tincture bottle and a zapper. I did a Parasite Cleanse for two weeks religiously and had colloidal silver water. Later, when I did a Liver Cleanse again, I was surprised to find that I passed out as many stones as I did during my first cleanse. The result was amazing and my energy levels improved tremendously. It was almost as if I had my childhood energy back. The pH of my saliva rose to nearly seven. This event made me an ardent admirer of Parasite Cleanse.

Tools for a Parasite Cleanse

Clarkia tincture

Clarkia is composed of water, grain alcohol (nearly 37%) and an alcohol extract of three herbs - black walnut, wormwood and cloves. When consumed orally, it kills parasites in the digestive system.

Zapper

It introduces a weak electric current to destroy the parasites inside the body. Viruses and fungi inside cells, parasites in cysts and parasites with exoskeletons (like hookworms in the peripheral tissues) will take longer to kill. But by zapping, you begin to clear the blood and lymphatic fluids, major organ ducts, intestinal and stomach lining, brain and central nervous system off parasites, giving your immune system a tremendous and nearly immediate boost.

Pulsar

It uses high intensity, short duration square wave to immobilise parasites. It treats the lymph system, head, stomach and intestine. It also reaches organs or areas that remain unaffected by the zapper.

Colloidal silver

Colloidal silver is a powerful, natural antibiotic that prevents infections. It acts as a catalyst and disables enzymes that the microscopic one-celled bacteria, viruses and fungi need for oxygen metabolism. The parasites die without harming human enzymes, or parts of the body. The result is destruction of disease causing organisms in the body.

Parasite Cleanse using Clarkia tincture

Many plants that we consume everyday help our immune system in dealing with parasites and promote good health. These plants have existed for thousands of years, even before humans evolved. They had to discover a way to survive and reproduce. These plants had to be stronger than their enemies, such as insects, worms, fungi, yeasts, amoebas, bacteria, viruses and snails. Gradually, they developed a wide arsenal of chemicals for protection. Early humans learnt to use these plants to protect themselves from their own parasites and diseases.

Herbs that kill parasites

Herbs such as black walnut hulls, cloves, wormwood (*Artemisia absinthium*), garlic, black pepper, ginger, lemon, cinnamon, sage, peppermint, pumpkin seeds, cayenne pepper, goldenseal, thyme, cranberry, fennel, male fern, grapefruit seed, apple kernel, onion, olive leaves and apple seeds, are effective parasite killers.

From the above list, three plants (black walnut, wormwood and cloves) have developed extremely strong natural chemicals, and are classified as vermicides.

Black walnut developed strong protection for its seeds/nuts. The green hull of black walnut contains several potent chemicals, strong herbicides, fungicides and vermicides.

Wormwood developed strong protection for its leaves and flowers. Among other chemicals, wormwood contains thujone, a potent vermicide, virucide and antibiotic.

Clove developed strong protection for its flower buds. There is no other herb that is as potent as a clove to kill parasite eggs.



Black walnut



Wormwood



Cloves

These three herbs have been highly appreciated by humans for several centuries. They can get rid of more than a hundred different types of parasites present in our body.

Black walnut hull and wormwood kill the adult and development stages of more than a hundred parasites. Cloves kill the eggs. If you kill only the adults, the tiny eggs will soon grow into new adults. If you kill only the eggs, hundreds of tiny parasites, already loose in your body, will soon grow into adults and lay more eggs. The three herbs, therefore, must be used together as a single treatment. Only then can you get rid of the maximum number of parasites.

Usage

As Clarkia is a tincture, it can be used either orally or as an enema. You should have 12-15 drops of Clarkia three times a day for two weeks. Try having Clarkia on an empty stomach for best results. If you feel nauseous, you can have Clarkia with food, after a meal or with water. If the taste is too strong, dilute it with water or any juice.

I have used Clarkia drops on an empty stomach, 12-15 drops three times a day, on the tongue (without water) for one week, along with using pulsar and zapper, besides drinking colloidal silver water twice a day, followed by a Liver Cleanse once in six months and found them to be very effective.

One small Clarkia bottle has 1000 measured drops (60 ml). It is sufficient for one round of treatment of two patients for two weeks. The cost of one small bottle is approximately Rs 2,500/-. The manufacturer justifies the high cost by explaining that the medicinal properties of these plants, viz, black walnut, wormwood and clove, are best if they are used fresh for extracting oils. These plants are grown at a high altitude. High powered cranes are employed by farmers to harvest these plants. Therefore, the cost of the oils extracted is high.



Clarkia

Where can I get these herbs?

These herbs are found on several online stores in USA. Some Indian stores also import these medicines to cater to Indian customers. For more details on these stores, you can check my websites www.drpiyushsaxena.com or www.thetempleofhealing.org.

You can check the availability of Clarkia tincture on the following websites: www.sbherbalremedies.com, www.drclarkstore.com

Parasite Cleanse using zapper

Zapper is an electrical device which produces limited current output. It is now established by different approaches that introduction of a direct weak electric current eliminates viruses and other parasitic organisms. Once these parasites are eliminated, the body's healing power can be fully unleashed, restoring vibrant health quickly.



Zapper

Negative ions repel parasites, regardless of how these ions are generated, i.e., either through electric current or magnets. When parasites come out of cysts and other protected formations, they experience an unpleasant situation due to zapping. Parasites not only die when subjected to electricity, but also disintegrate and are either easily assimilated as harmless nutrients or eliminated.

How does a zapper work?

Every living being broadcasts its presence with frequencies, like a radio station transmitter. The zapper works by transmitting a frequency in alliance with the parasite's unique biorhythms that momentarily disables them. The zapper uses electricity powerful enough to kill parasites, but not powerful enough to harm you. Zapper produces 50% duty cycle square wave (Non Sinusoidal Wave) of + 9 V to 0 V at the selected frequency. Frequencies of 2128 Hz, 10 KHz and 30 KHz can be selected as suggested. This mode has a time duration selection of minimum 10 minutes and maximum 20 minutes.

The zapper current, at the specified voltage and frequency, stuns the pathogen and disrupts its hiding abilities. Once discovered, white blood cells single them out as foreign objects. This enables the body's immune system to identify and eliminate the pathogens, including parasites, bacteria and most viruses. It happens quickly, in about an hour. The white blood cells then proceed to surround the dead invaders and they are removed from the body via urine and/or stool.

How to zap?

You will need two small pieces of cloth. Moisten them with salted water. Salted water is used to improve electric conductivity. Unsalted water will not conduct the weak electric current generated by the zapper into your body.

- Power the zapper either using a power source or battery
- Make salt water solution by adding a teaspoon of salt to water
- Place paper towels, sponge (or cloth) wetted with salt water solution, around the copper pipes
- Turn the power of your zapper on
- Grasp the copper pipes, one in each hand, and hold them firmly
- Hold them for seven minutes
- Do the second zapping for another seven minutes (reverse the copper pipes by switching hands)
- Disconnect the zapper and wait for another seven minutes
- Do the third zapping again for seven minutes, at a changed frequency
- Do the last and fourth zapping at a changed frequency, by switching pipes in both hands
- Repeat it three times every day for seven days

Note: I have used zapper copper pipes in the armpits, neck, tongue, behind the elbows and knees, for better results. As the skin in these parts is soft, the current is able to easily flow into the blood.

Why do we need to zap three times?

The larger parasites are home to a number of smaller parasites and viruses. When you first zap, you will definitely kill parasites. However, after some time, the egg, larvae and pupa, inside the parasite and unaffected by zapping, will come out.

This is when you strike again with the second zapping. The third zapping is for the same reason, because this housing process can work two levels deep: a virus in a parasite is home to another parasite (see page 59 for details).

What changes should you expect from zapping?

Zapping not only eliminates parasites, but also reduces a host of symptoms caused by them, such as:

- A positive feeling
- Acne disappears in a short time
- Better joint mobility
- Brings quick relief from chronic pain
- Carpal tunnel syndrome (wrist pain) disappears in a day or so
- Cuts, scrapes, wounds, infections heal rapidly
- Dead tapeworms appear in the toilet, after a week or so
- Eliminates sinus infections
- Establishes normal pH within a few days (in most cases)
- Eyes become less bloodshot
- Flu and cold are gone
- Helps remove heavy metals and organic toxins from the body
- Improved breathing
- Improves mental clarity and sleep (better dreams)
- Less body, breath and foot odour
- No more depression and migraine
- No more PMS (Pre-Menstrual Syndrome)
- Psoriasis disappears
- Ringworms are eliminated
- Scabies is eliminated and skin tone improves
- Stops ear aches and toothaches
- Stops dandruff
- Stops itching, even from bug bites
- Stops ulcers
- Tumours and Warts shrink, and disappear
- Yeast and candida-type of fungi are removed quickly

How to obtain a zapper?

There are several zapper manufacturers all over the world. I feel that all of them work and so, I have no specific recommendations. I have tried five different types of zappers and used them on different occasions on nearly 500 patients. The results in almost all cases, with the various models, have been very good.

You may also search online to find out more about zapper manufacturers. You can order any zapper of your choice, manufactured in USA. The cost varies from \$100 to \$400, (plus shipping) for a pulser, zapper and colloidal silver maker.

A few websites are:

www.bestzapper.com

www.maestro-zapper.com

www.stuccu.com

The manufacturer dispatches it in a day or two and it reaches the foreign post office in India within 7-10 days. The customs office normally releases all medicinal stuff immediately. You may expect to get it in your hands in 3-4 weeks (or earlier). If you do not receive it, then contact the foreign delivery office of your local post office. Most likely, you will get it only after payment of customs duty.

You can also make your own zapper at home. The process of manufacturing your own zapper is available on these websites:

www.clarkzapper.net

www.foodzapplicator.com

www.positiveoffset.com

www.toolsforhealing.com

www.zapperplans.com

Parasite Cleanse using pulser

A pulser is a potent weapon to destroy parasites and a powerful tool to bring significant changes in health.

A pulser is used to eliminate parasites from the body. It was originally designed to help move the lymph system and remove hiding pathogens.

Devices, such as zapper and pulser, use either small electrical currents or high intensity magnetic pulses to kill living organisms in your body. This includes organisms, such as viruses, bacteria, mold, fungi, and larger parasites, such as tapeworms, ringworms, roundworms and flukes.

Usage

Just like zapper, the purpose of a pulser is to help eliminate harmful parasites, allowing the body to heal on its own. Elimination of parasites is an excellent way to boost the immune system and promote good health quickly and safely.

Pulser mode of India Zapper Deluxe is producing 50% duty cycle square wave (Non Sinusoidal Wave) of Dual Voltage +30 V to -30 V at the selected frequency. Frequencies of 4 Hz, 16 Hz and 100 Hz can be selected as suggested. This mode has a time duration selection of minimum 10 minutes and maximum 20 minutes, to kill or immobilise parasites. The coil can be placed anywhere on the body, excluding head and face. The ability to place the coil anywhere means that areas not covered by the zapper are also easily treated, including the lymph system, stomach and intestines.



India Zapper Deluxe (including pulser and colloidal silver maker)

Parasite Cleanse using colloidal silver

Colloidal silver is a liquid suspension of microscopic particles of silver. A colloid is defined as particles, which remain suspended in the liquid without forming an ionic compound or dissolving in the solution. The broader commercial definition of colloidal silver includes products that contain various concentrations of ionic silver, silver colloids, ionic silver compounds or silver proteins in purified water. Colloidal silver is pure metallic silver (not a chemical compound) of 15 atoms or fewer, each with a positive electric charge, attached to a molecule of simple protein. These particles float in pure water, as the electric charge is stronger than gravity.

History and applications

Compounds of silver have a long history in medicine. Silver nitrate solutions were introduced in 1880 to protect newborn infants' eyes from infection. Creams containing silver, such as silver sulfadiazine, have been used in burn centres for more than a hundred years. Unani medicine uses silver leaves for health benefits.

Concentrations of colloidal silver, at five parts per million (ppm) or higher, have been found to kill numerous infectious bacteria. One ppm is equivalent to one milligram of solid per litre of liquid (mg/l). Before 1938, colloidal silver was widely used by physicians as a mainstream antibiotic, but the material was costly and the pharmaceutical industry developed fast acting and less expensive sulpha drugs, and penicillin.

Method of action

Colloidal silver, near a virus, fungus, bacteria or any other single celled pathogen, disables its oxygen metabolism enzyme, via the oligodynamic effect, by inhibiting the expression of enzymes and other proteins essential for ATP (Adenosine Tri-Phosphate)



Colloidal silver maker

production. Within a few minutes, the pathogen dies and is cleared out of the body by the immune, lymphatic and other elimination systems.

Advantages of colloidal silver over antibiotics

Unlike current antibiotics that destroy beneficial enzymes, colloidal silver leaves tissue cell enzymes intact, as they are radically different from the enzymes of primitive single celled life.

Single-celled bacteria cannot mutate into silver resistant forms, unlike conventional antibiotics. So, they do not develop tolerance to colloidal silver through mutation. Also, colloidal silver does not interact or interfere with other medicines being consumed simultaneously. Silver does not form toxic compounds inside the body or react with anything other than a germ's oxygen-metabolising enzyme.

Dosage

One teaspoon of five ppm colloidal silver equals nearly 25 µgms (micrograms) of silver. One to four teaspoons per day is generally considered to be safe for extended periods of time.

It is recommended to consume 50 ml of colloidal silver water daily for four days, to establish a level and thereafter, 20 ml daily for maintenance (to be adjusted according to body weight for children). After six weeks, you may take a break for a few weeks.

Due to the rapid action of colloidal silver, the five excretory channels of the body (liver, kidneys, skin, lungs and bowel) may be temporarily overloaded causing flu-like conditions, such as headache, fatigue, dizziness, nausea or aching muscles. In such cases, increase your water intake. Reduce dietary sugar and saturated fats. Given the opportunity, the body's natural ability to heal itself will amaze you.

Uses

When consumed orally, the colloidal silver solution is absorbed from the mouth into the bloodstream and transported quickly to the cells. Swishing the solution under the tongue before swallowing may result in faster absorption. In three to four days, the silver will accumulate in the tissues sufficiently to give benefits. It normally takes the kidneys and the lymph system several weeks to flush out the ingested colloidal silver. Hence, it remains in the body for a longer duration and gives strong therapeutic effects. Colloidal silver

is both a remedy and a preventive measure for numerous infections, colds and sickness, due to various bacteria, viruses or fungi, and even the non-harmful low grade general body infections many people have and often ignore. Older folks reportedly feel younger because their body's energies are utilised for other activities rather than constantly fighting diseases. If you are routinely exposed to dangerous pathogenic germs, have a daily dose of colloidal silver water for protection.

To purify water, add 50 ml of colloidal silver in five litres of water. In the natural healing system, it is widely believed that lives of lakhs of people susceptible to chronic low-grade infections can be enhanced by this simple preventative health measure.

Some people use colloidal silver in a nasal spray to reach the sinuses and nasal passages to treat a stuffy nose and even in a baby's eyes, because unlike some antiseptics, it does not destroy tissue cells. Spray bottles have been used topically on kitchen and bathroom surfaces, skin, sore throat, eyes and burns. It is excellent as an underarm deodorant, since most underarm odours are caused by bacteria breaking down substances released by sweat glands. Also, colloidal silver can be applied directly to cuts, scrapes and open sores or on a bandage for warts. It can be applied on eczema, itches, acne or bug bites.

Digestion has also been reported to improve. Medical research has shown that silver promotes rapid healing, with less scar tissue, even in case of severe burns. Irregular use of colloidal silver helps in curing most or all medical problems (symptoms listed on page 55 and elsewhere in this book).

Product quality

The highest grade is produced by the electro-colloidal/non-chemical method, where the silver particles and water have been colloided, i.e., dispersed within, and bound to each other by an electric current. As a result, the superfine silver particles are suspended indefinitely in de-mineralised water. The ideal colour of colloidal silver is cloudy white. High concentrations of silver do not kill disease germs any better than the safe range of 3 to 5 ppm.

Availability

Mono-atomic colloidal silver maker is available in USA. In India, some manufacturers are also selling it now. Detailed information is available on these websites:

www.drpiyushsaxena.com or www.thetempleofhealing.org.

Conclusion

No worm or parasite can exist outside its environment. Hence, if you change your inner environment through cleansing and eating good food, parasites cannot exist. These methods generally include, cleansing the colon, modifying diet, using a substance that kills the parasites, recolonising the intestinal bacteria and taking preventive measures. Keeping your diet free of junk food will definitely discourage parasites. Always wash your hands after using the bathroom, before eating, after changing diapers and handling pets.

Frequently asked questions

1. Is the zapper safe?

Yes, it is safe for everyone, except for women in late stages of pregnancy and patients using a pacemaker. You may sometimes feel the condition worse at the initial stages, as the parasites die, but it gets better in an hour or two.

2. Can I get electrocuted by the zapper?

It is impossible to get electrocuted with a 9V battery or a power supply of the same voltage through adapter. The output voltage is even less.

3. What is the best time to zap?

Any time convenient for you.

4. What should I do if the copper pipes that I hold tarnish quickly?

The tarnish is normal and harmless. You can remove it with a Scotch brite or any coarse jute scrubber and soap.

5. Does it matter which pipe goes into which hand?

No. During the course of zapping, you need to interchange the pipes from one hand to another. However, make sure that the two pipes do not touch each other when the zapper is switched on.

6. How do I know that the zapper is working?

Switch on an AM (not FM) radio. With the zapper turned on, turn the tuning dial until a whine or squealing sound is heard. Turn the zapper on and off several times. If the whine starts and stops in co-ordination with the zapper, then you know the zapper is working.

7. Should I have the Clarkia tincture while zapping?

Yes, you will have an all round attack. You can have the Clarkia tincture as an enema for even better results.

8. Can children also use Clarkia tincture?

Clarkia tincture can be given to children without any apprehension. However, zapper and pulser are much more effective than Clarkia tincture for parasite cleansing. While zapping can be done by anyone, pulser can be used only by children more than 14 years of age. Colloidal silver water can be given even to a new born child.

Regarding the dosage of Clarkia tincture - the manufacturer has suggested to start with 3-4 drops three times a day, whereas, I have tried 12-15 drops three times a day with absolutely no problems. I have personally done all the experiments on myself and my family members, and none of them have shown any problems with a higher dose of Clarkia.

9. Do you recommend using all four, viz, Clarkia tincture, pulser, zapper and colloidal silver, together for two weeks?

I will say that this is the best combination with one/two Kidney and Acidity Cleanse, followed by a Liver Cleanse. You will feel like a new person after doing so. If you are using a zapper and pulser simultaneously, then instead of 14 days, one week is enough.

10. Is there a pathogen (bacteria, viruses, mites, flatworms, hookworms, roundworms or tapeworm) frequency chart, ailment wise, so that a suitable zapper of a particular frequency may be selected for a particular patient?

You can visit our websites www.drpiyushsaxena.com or www.thetempleofhealing.org to find out about the Parasite Cleanse where we have listed 3,200 common ailments and their corresponding zapper frequencies, as received from Dr. Clark.

11. Is there any harm in the continuous use of zapper?

Continuous use of zapper does not cause any harm, it involves extra effort in terms of time and money. Hence, I do not recommend continuous use of zapper for the simple reason that it is not necessary. I only recommend the required and minimal use of medication.

12. Where can I get the zapper and Clarkia tincture for Parasite Cleanse?

We have listed a few stores that usually have all the ingredients necessary for our cleanses. You can visit our websites for more information.

13. What is the price of a zapper?

Zapper prices vary from Rs. 10,000 to Rs. 25,000 or more depending on different manufacturers and features of the zappers.

14. Can we get a zapper on rent?

We haven't found any such reference yet. You can form a group of 4-5 people and share it on a rotational basis.

15. Can I use a zapper while doing a Kidney or Liver Cleanse?

Yes. Their combination will provide you the best results.

16. I have a zapper. Can it work as a pulser as well?

The zapper and pulser are different devices which may or may not be combined. They use different frequencies, different currents, waveforms and delivery methods for passing current into the body. They may be complementary to each other, as both attempt to do similar things (clear parasites and pathogens from the body).

17. Can I use distilled water to make colloidal Silver?

You may use it, but it gives no additional advantage over normal tap water. Tap water, purified water, mineral water or spring water may have some impurities, but they are all good for making colloidal silver water.

18. How long will the silver rods of my colloidal silver maker last?

The amount of colloidal silver you can make with a set of silver wires varies, but it is generally estimated to be nearly 5000 glasses with a 5" – 6" set of silver rods.

19. Should salt be added to the water while making colloidal silver?

Colloidal silver tastes pretty much like water. It has a faint metallic tinge. Do not add anything to your water while making colloidal silver.

20. What's the correct way to make colloidal silver solution?

While making colloidal silver, let your colloidal silver maker run until the water turns to a cloudy white colour. This takes nearly 10-20 minutes.

21. How much colloidal silver can I make at one time?

There is no limit to the amount of colloidal silver you can make at one time. Typically, people make a single glass and then divide it into four doses. Have it four times a day for a week to notice improvement.

22. Eating lunch or dinner in silver plates or drinking the colloidal silver water, which is a better option?

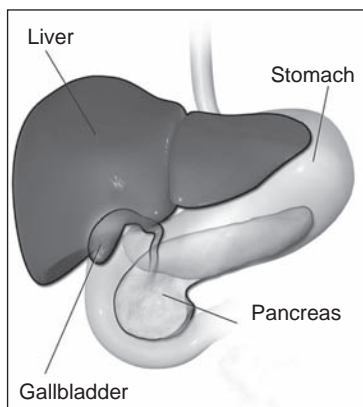
Lunch or dinner in silver plates will definitely help you in the long run, but colloidal silver water will provide instant results.

Liver

The liver is the second largest organ (after skin) in the body, weighing nearly two kgs in an adult. The size of the liver corresponds with the size of the human body.

Structure

The liver is situated in the upper abdomen on the right side, beneath (and loosely attached to) the diaphragm. It is nearly 21-22 cm across at its widest point, 15-17 cm at its greatest vertical height and 10-12 cm across front and back. The liver is composed of soft, red brown tissues, divided into lobes and enclosed by a tough fibrous capsule.



Liver and other organs

The liver has an intricate and complex system of blood vessels. If we were to build a factory to perform all chemical functions that a man's liver could perform, it would spread over a few acres. The circulatory system of the liver is unlike that of any other organ. It receives 25% blood supply from the hepatic artery. The major portion of 75% is received from the portal vein. This blood contains the final products of digestion.

Functions

All of the venous blood, returning from the pancreas, stomach, small intestine and spleen, converges into the portal vein. The liver gets first pickings of everything absorbed in the small intestine, where all nutrients are re-absorbed. So, it is the liver's job to process all food that your intestines absorb. Apart from the above, the liver also performs the following important functions:

- The liver is the main organ that processes foreign substances and make them friendly. Its primary secretion, the bile, is poured into the gallbladder and then, the duodenum (the first part of the small intestine), through the common bile duct. Everyday, the liver produces upto 400 ml of bile. Bile is important for fat digestion. The liver is full of tubes (biliary tubing) that deliver the bile to a large tube, the common bile duct.

- In addition, it has other important functions, similar to that of a ductless gland in the metabolism of carbohydrates and nitrogenous waste products.
- From the venous blood, the liver removes glucose, turns it into glycogen and stores it. When the body needs energy, the liver converts this glycogen back to glucose, which then travels through the bloodstream to the cells, where it is needed.
- The liver converts amino acids into proteins, such as albumin, prothrombin components, fibrinogen, transferrin and glycoprotein.
- It excretes the bile pigments, bilirubin and biliverdin, formed in the cells of the reticulo-endothelial system, from haemoglobin.

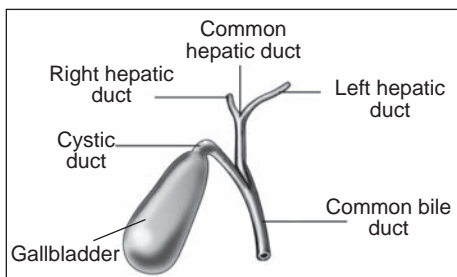
Briefly, the functions of the liver are:

- It is the chemical factory of the body
- It produces bile
- It processes all food
- It converts amino acids into proteins
- It is instrumental in clearing out harmful drugs and other chemicals from the body

Gallbladder

The gallbladder acts as a storage reservoir for bile in concentrated form and is attached to the common bile duct.

The pear shaped gallbladder stores bile, which is released into the small intestine in optimum quantities, as and when needed. Eating fat or protein triggers the gallbladder to squeeze itself empty after about twenty minutes and the stored bile travels down the common bile duct to the intestines. Without your gallbladder (when it is removed by surgery for instance) the liver will still produce bile, but since the bile can no longer be stored, it is



Biliary system

directly released into the intestine. This may result in indigestion of fat. Bile is designed to remove toxins, fat and sludge from the liver and flush out fatty and calcified deposits called gallstones. The longer

the bile remains in the gallbladder, the thicker this bitter greenish liquid becomes and the greater the likelihood of stone formation. These stones are also formed when too little bile is produced. They, in turn, decrease the ability of the liver to make bile, and as a result, less cholesterol and toxins are removed from the body.

How is bile made?

Our body is a wonderful system. It even uses worn out blood cells. The spleen breaks down haemoglobin in the worn out red blood cells into bile salts and other substances. Bile salts are safe for the body in normal amounts. The liver removes excess bile salts and wastes, and sends them to the gallbladder for storage, from where they are released into the small intestine for digestion.

Functions of bile

When bile is released into the intestine, it performs the following functions:

- When you eat a meal with fats, the gallbladder releases a large amount of bile to digest them. Bile is essential in the digestion of fats. The concept of emulsifying fats is similar to that of washing greasy dishes. Without adding soap, it is almost impossible to clean the grease. The same way, the gallbladder stores bile that emulsifies fat, so that it can be properly transported by the intestines into the bloodstream
- It neutralises the acid from the stomach
- It is a natural laxative for the colon

What are gallstones?

Stones can form anywhere in the body, where there is a liquid containing mineral salts that can be crystallised, and where the fluid is held for a while in a hollow organ, such as the gallbladder. The stones may be large or small and may grow together causing extra large stones. Small stones are often excreted along with the bile and eliminated with no problem. Larger ones, however, can get lodged in the ducts, causing gallstone colic, one of the most painful illnesses. At other times, gallstones may be silent, and may not cause any pain or symptoms. In autopsies, examiners often find gallbladders full of gallstones.

Often, a gallstone is not a true stone. They are rather rubbery and soft. Most gallstones float. Only a few sink. They are mostly green. The size varies from that of rice grains to golf balls. Even large gallstones slip out easily through the anus. Pathological analysis of a stone sample after a Liver Cleanse was found to be 91% cholesterol and 9% bile salts, water and inert ingredients.

In many people, including children, the biliary tubes are choked with gallstones. Some

people develop allergies or hives, but others exhibit no symptoms. When the gallbladder is scanned or X-rayed, nothing is visible. Typically, gallstones are not only in the gallbladder, but also in the bile duct and liver. More ever, most are too small and not calcified, a prerequisite for visibility in an ultrasound.

Even after surgical removal of the gallbladder, a little pocket remains where stones can accumulate. The Liver Cleanse will flush out the area and expel gallstones that may have formed post surgery.

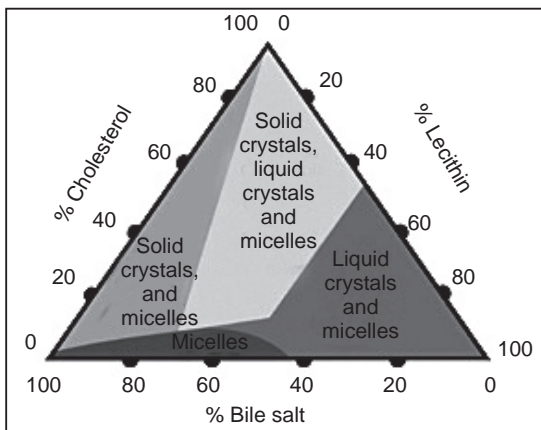
Symptoms

Symptoms of gallstones problem may include:

- Cramping and gas in the stomach or intestine
- Abdominal pain, which could transmit to the right shoulder
- If a gallstone remains lodged in the bile duct for a long time, there will be a build-up of bile behind it. This can result in obstructive jaundice
- Cholecystitis, an inflammation and possible infection in the gall bladder due to high levels of cholesterol

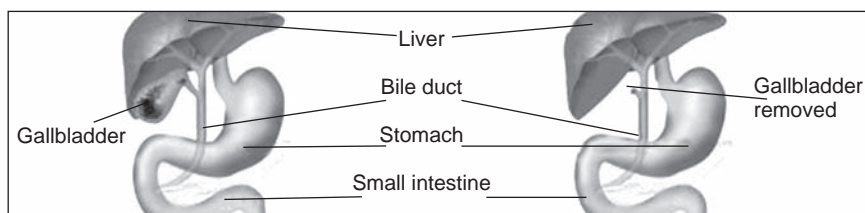
Why should the gallbladder not be removed?

You can survive without a gallbladder, but you are more prone to developing certain health problems. A gallbladder performs several



Composition of a gallstone

important roles, such as fat digestion and absorption, removal of cholesterol and other toxins from the body. When a gallbladder is removed, a new pathway for the bile is created. The trouble with this new pathway is that the bile irritates the pancreas. When a cell gets irritated, it performs its function irrationally. In this case, the pancreas cannot produce insulin normally. This may lead to diabetes.



Before gallbladder surgery and after

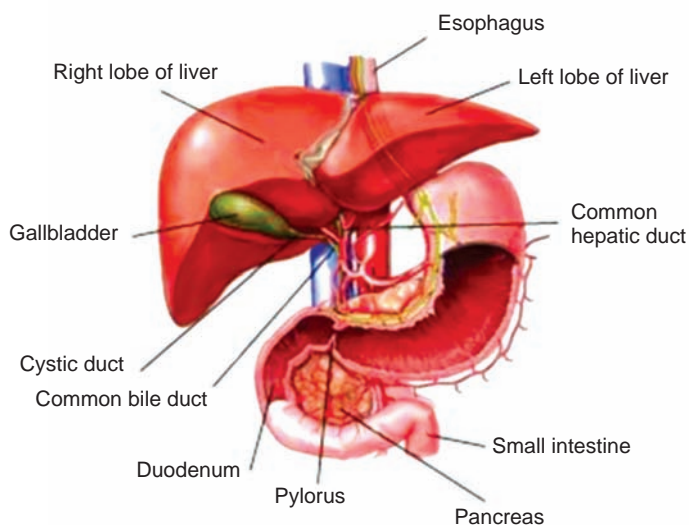
You are at a greater risk of developing a fatty liver, experiencing indigestion and developing deficiencies of essential fatty acids and fat soluble nutrients. Your liver continues to manufacture bile, but there is no longer a place to store or concentrate it. Therefore, the bile slowly trickles into the intestines.

Not digesting fat well means that you will not be able to digest essential fatty acids, including omega-3 and omega-6 fats. It also means you'll have a hard time absorbing fat soluble vitamins, such as vitamins D, E, A and K. A lot of antioxidants in vegetables are fat soluble, such as lycopene, lutein and carotenoids. If you don't produce enough bile, you will not be able to adequately absorb these lifesaving compounds from food. If you take any of the above mentioned nutrients in a supplement form, then without sufficient bile, you will not absorb them well.

Liver and diabetes

When bile ducts get blocked with gallstones, the bile may take another route and end up in the pancreas. Here, the bile attacks the pancreas, causes inflammation and destroys insulin secreting cells. This results in lack of insulin supply, leading to high blood sugar (hyperglycaemia), and disability of the liver and muscles to pick up glucose from the blood and store it. A Liver Cleanse gives relief to patients suffering from this type of diabetes.

Liver and other digestive organs



Ingredient for Liver Cleanse



Epsom salt (Magnesium sulphate)

Ingredient for Liver Cleanse



Extra virgin olive oil (only to be used)



Olive oil (not to be used)

Gallbladder stones



The diameter of the biggest stone is about 2.5 cm
Coins are shown for comparison of relative sizes of the stones



The Gallbladder contains several gallstones of mixed types. They contain both calcium bilirubinate and cholesterol. The above pictures (I) and (II) show gallstones, which people got rid of by doing Liver Cleanses. The one on the top left is nearly 4.5 cm long and 2.5 cm wide. I have done more than 50 Liver Cleanses in the last 12 years and gotten rid of 4,000 stones (large, medium and small). The last picture shows the section of gallbladder containing stones.

Gallbladder stones



Stones of various size passed during a cleanse



Stones collected in a strainer

Liver Cleanse (Master Cleanse)

Cleansing the liver dramatically improves digestion, which is the basis of your complete health. You can expect your allergies to be reduced by upto 40%, immediately after the first cleanse. The benefits increase with each subsequent cleanse, wherein you will notice a reduction in the frequency and intensity of the allergy.

A Liver Cleanse also ensures a heart attack free life for at least six months following the cleanse, by removing cholesterol and fat deposited in the arteries and blood (see page 90).

Incredibly, it also eliminates shoulder, upper arm and upper back pain, along with many other ailments. You will have more energy and an increased sense of well-being.

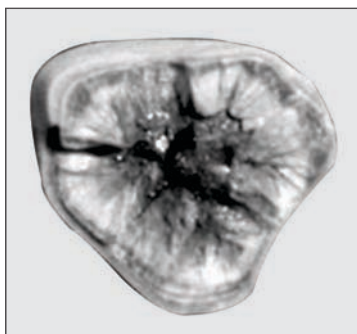
I suggest everyone to do a Liver Cleanse as soon as possible. Within 18 hours of this painless process, anyone can confirm that this Cleansing Therapy is very powerful.

Concept

1. Due to environmental pollutants and consumption of cooked food, toxins accumulate in the capillaries of the liver. To visualise this condition, imagine your garden hose with marbles in it. Very little water will be able to flow, which will not have the ability to flush out the marbles. With gallstones, very little cholesterol is able to leave the body and its levels rise. If you remove the marbles from the garden hose, water will flow freely. Similarly, once you do a Liver Cleanse, your cholesterol levels come down and the performance of the liver is improved.
2. Cleansing reduces clogging of blood capillaries inside the liver, bile duct and gallbladder.
3. There are over half a dozen varieties of gallstones, most of which have cholesterol crystals in them. They can be black, red, white, green or tan coloured. The green ones get their colour from a coating of bile. Notice, in the picture on page 79, how many have embedded unidentified objects. Are they just flakes? You can observe a number of gallstones shaped corks with longitudinal grooves below the top. We can make

out the blocked bile ducts from such shapes. Other stones are composites, made of many smaller ones, indicating that they regrouped in the bile ducts sometime after the last cleanse.

4. Gallstones, being porous, can pick up all bacteria, cysts, viruses and parasites passing through the liver.
5. At the very centre of each stone, a lump of bacteria can be found. This is suggestive of a dead parasite that might have initiated the stone formation. In this way, nests of infection are formed, forever supplying the body with fresh bacteria.
6. No stomach problem, such as ulcers and intestinal bloating, can be cured permanently without removing these gallstones from the liver.
7. As the stones grow and become numerous, the back pressure on the liver causes it to make less bile.



Cross section of gallbladder stone

Preparation

- Plan to do your first Liver Cleanse at the earliest. To get the best results in the second round, do a Kidney, Parasite and Acidity Cleanse, before the second Liver Cleanse. You should have your kidneys, bladder and urinary tract in top working condition so that they can efficiently remove any undesirable substances absorbed from the intestine.
- Choose a Saturday (or a day before a holiday) for the cleanse, so that you can rest the next day. After having done numerous cleanses, I now do my Liver Cleanse even on a working day with only slight modification in my schedule.
- Eat a light breakfast and simple lunch, easy to digest. This allows the bile to build up, since less bile is required for digestion of light food. This develops pressure in the liver. The added pressure pushes out more stones. When you are on a fruit diet, you can pass out the maximum number of stones. The reason is simple. Fruits do not need bile for digestion

and the bile remains stored, resulting in more pressure that releases more stones.

- If you are doing any of the other cleanses, such as Kidney Cleanse, Acidity Cleanse or Parasite Cleanse, stop these cleanses by 2 pm, i.e., four hours before the scheduled Liver Cleanse. If you are taking regular medication for blood pressure, diabetes etc., you can continue to take it as usual.

Ingredients

1. Extra virgin olive oil (250 ml) for a person of 70 kgs or more, 175 ml for people weighing less than 70 kgs and 150 ml for people who weigh less than 55 kgs (remember that only extra virgin olive oil is needed, not olive oil or virgin olive oil).
2. Fresh juice of orange (संतरा), sweet lime (मौसंबी), tangerine (कीनू) or pineapple (अनानास) approximately in the same quantity as the oil. Tetra pack juices can also be used.
3. Epsom salt or magnesium sulphate ($\text{MgSO}_4 \cdot 7\text{H}_2\text{O}$), four sachets of 20 gms each per person per Liver Cleanse, for a person weighing 70 kgs or more. People who suffer from hypertension or weigh any less, should have 15 gms of epsom salt. Those who are on regular medication to control hypertension, should take the regular dose of 20 gms. People suffering from hypotension should take a reduced dose of 15 gms, since epsom salt sometimes tends to marginally lower blood pressure.
4. Water (800 ml); to dissolve epsom salt. You can substitute water with orange/sweet lime, pineapple or apple juice, to avoid the unpleasant taste of epsom salt. However, for best results, have salt with water and observe better cleansing, by way of increased number of stones in stool.



Extra virgin olive oil



Epsom salt

Schedule

2:00 pm Start the Liver Cleanse	Keep your epsom salt ready. Mix 80 gms (20 gms X 4 sachets = 80 gms) of epsom salt (individual needs may vary) in 800 ml of water. This makes four servings of 200 ml each. Keep the jar in a refrigerator to cool the liquid (for convenience and taste).
6:00 pm Dose 1	Drink one glass of the mixture. If you did not prepare this ahead of time, mix a single sachet (20 gms) of epsom salt in one glass of cold water. You may also drink a few mouthfuls of water afterward.
8:00 pm Dose 2	Repeat the procedure by drinking another glass of epsom salt mixture. Visit the bathroom, if needed.
9:45 pm Prepare medicine	Pour 175 ml of extra virgin olive oil into a glass. Prepare juice of orange or sweet lime, or get a tetra pack. You should have 175 ml of juice. Add this to the extra virgin olive oil. Mix the contents in a mixer/whipper for 10 seconds. The medicine is now ready.
10:00 pm Dose 3	Drink the medicine (mixture of oil + juice). Lie down quickly on your right side for 30 minutes, with your head up high on the pillow. The liver is on the right side. This way, more pressure is created on the bile ducts to push out stones. You may feel a train of stones travelling along the bile ducts, like marbles. You will not experience any pain because epsom salt has dilated the bile duct. After 30 minutes, you may sleep on any side that suits you.
6:00 am Dose 4	Have the third dose of epsom salt. If you experience diarrhoea or nausea, take the dose after going to the bathroom once.
8:00 am Dose 5	After Dose 4, wait for two hours and take a second dose of the extra virgin olive oil and fruit juice mixture (75 ml + 75 ml) and go back to bed, the same way as the previous night.

10.00 am Dose 6	Have the fourth and final dose of epsom salt.
11.00 am The course ends	You may start eating. The diarrhoea will come to an end any time now. Start with fruit juices because the digestive system is weak due to diarrhoea. You can eat fruits or light food after half an hour. By dinner time, you should feel recovered from the effects of epsom salt. You may eat regular food, but keep it light.

Note: You may postpone the entire schedule by a few hours if you go to bed late, around midnight, instead of 10 pm. Also, the interval between the doses may be increased or decreased up to an hour or a little more, to suit individual requirements. You may reduce the doses of extra virgin olive oil and epsom salt as follows:

S. No.	Weight	Approximate quantity				
		Extra virgin olive oil			Epsom salt	
		Total	1st dose	2nd dose	Total	Per dose
1.	> 70 kg	250 ml	175 ml	75 ml	80 gms	20 gms
2.	70 - 55 kg	175 ml	125 ml	50 ml	60 gms	15 gms
3.	< 55 kg	150 ml	100 ml	50 ml	50 gms	12 gms

How well did you do?

Loose motions may start any time after the first dose of epsom salt, due to the dilating action of the salt. However, stones come out only after taking the third/fourth dose of epsom salt. They may continue until 2-4 pm.

During diarrhoea, the body loses some essential mineral and nutrients. As a result, it takes some time to recover the lost nutrients. Hence, we need a gap of at least two weeks between two Liver Cleanses. Repeat the Liver Cleanse until all the stones are removed. Afterwards, it is sufficient to do it once in six months.

If possible, use a European toilet, so that you can see the stones float. In Indian toilets, they will be washed away. If you are using an Indian toilet, use a strainer or a net to collect stones, otherwise you will not believe that all this was inside you.

Traditional medical viewpoints

This procedure contradicts many traditional medical viewpoints. Gallstones are thought to be formed in the gallbladder, not the liver. They are not linked to pains, other than that of gallbladder attacks. They are thought to be few, not thousands. It is easy to understand why this thought is prevalent. Only when you have acute pain attacks, some stones in the gallbladder, big enough and sufficiently calcified, can be seen on an X-ray or radiography, bringing down their numbers (see page 101).

Facts

When the gallbladder is removed, the acute pain attacks subside, but bursitis, other pains and digestive problems remain. People who have had their gallbladder removed surgically still get plenty of green, bile coated stones and anyone who dissects these stones can see that the concentric circles and crystals of cholesterol exactly match textbook pictures of gallstones. Such gallstones are from bile ducts.

Sometimes, the bile ducts are full of cholesterol crystals that did not turn into round stones. They appear as chaff, floating on the toilet bowl water. They may be tan coloured, harbouring hundreds of tiny white crystals. Cleansing this chaff is just as important as purging the stones.

Effects of Liver Cleanse on allergies/asthma

Allergies and asthma are due to a disabled liver and extreme allergies are due to an extremely disabled liver. Allergies occur when a persons immune system reacts to substances in the environment that are harmless for most people. This is the case with people suffering from allergies from lacquer on floors, wall paints, plastic chairs, flowers and dust mites.



Asthma patient using a pump

Food has natural chemicals that need detoxification. Different parts of the liver have different detoxifying jobs. One part detoxifies plastics and solvents, the other detoxifies perfumes, another detoxifies newsprint ink and so on. By constantly changing our food, we avoid

overburdening any one of our detoxifying mechanisms. This is probably the basis for eating different food items in every meal in a day. We somehow know when we are ready for the same food again.

Anything that gets lodged in the bile duct obstructs the flow of bile. This causes pressure in that part of the liver and it produces less bile. The bile duct system is like a gigantic tree with a lot of interconnecting branches. When one is obstructed, others take over its job. However, when a whole section of the liver gets obstructed and cannot detoxify the chemicals, they cause allergy. An individual with an allergy problem of extreme levels needs to take one tablet of citrizine and/or any other anti-allergic drug. With the first Liver Cleanse, 40% of your problems will be relieved. The intensity and severity of the problems will also reduce by 40%. Thereafter, you will need the medicine only on alternate days. After the second cleanse, you will need one tablet every third day. After the third cleanse, you will need half a tablet every third day. In most cases, the requirement of anti-allergic tablets is almost zero after the fourth Liver Cleanse (results may vary slightly from person to person). If, even after the fourth cleanse, 10% of the problem persists, then the patient should do a Parasite Cleanse using Clarkia tincture, zapper, pulser and colloidal silver followed by a fifth Liver Cleanse. After five proper liver cleanses, not only will the allergy problem go away, but the patient will feel significantly better.

Asthma patients will find a lot of relief as well. They can endure indoor air again, sit on plastic chairs, read newspapers, eat seafood, breathe in polluted air, wear nylon or woollen clothing and leather shoes without any adverse reaction. This sounds unbelievable, but is true.

Frequently asked questions

1. We are a group of 22 ladies in the age group of 30-60 years. We have one or more of the following problems:

- Acne
- Age and liver spots
- Allergies
- Anger/irritability
- Blood sugar imbalance
- Bone density loss
- Breast tenderness
- Depression
- Dry skin
- Facial hair
- Fatigue
- Feeling of being crazy
- Fibrocystic breast
- Foggy thinking

- Hair loss
- Headaches/migraines
- Hot/cold flashes
- Inability to lose weight
- Insomnia
- Irregular cycles
- Leg/muscle cramps
- Low libido
- Low thyroid symptoms
- Memory loss
- Menopausal problems
- Panic/weeping
- Sciatica
- Spondylitis/arthritis
- Swollen ankle/feet
- Uterine fibroids
- Vaginal problems
- Water retention

These are termed as normal and we are advised to live with them. Will a Liver Cleanse be helpful for us?

Yes. Even if you do just one Liver Cleanse, your opinion on the efficacy of this cleanse, either to reduce or even cure your problems, will change. With each subsequent cleanse your condition will further improve.

2. We are a group of 10 men with some of the following problems. Can you help?

- Acne
- Age and liver spots
- Allergies
- Anger/irritability
- Burning sensation during urination
- Depression
- Diabetes
- Dry skin
- Enlarged prostate
- Erectile dysfunction
- Fatigue
- Feeling of being crazy
- Foggy thinking/memory
- Hair loss
- Headaches
- Inability to lose weight
- Insomnia
- Lack of sex drive
- Leg/muscle cramps
- Loss of memory
- Low blood sugar
- Lower back pain
- Migraines
- Panic/weeping
- Reduced muscular strength
- Sciatica
- Spondylitis
- Swollen ankle/feet
- Thyroid problem
- Water retention

The Liver Cleanse is called Master Cleanse, as it can help us get rid of all the above problems. Do it once and feel the difference.

3. How does apple juice help in Liver Cleanse?

Apple juice helps in removing more stones, if taken for a day or two, before the Liver Cleanse. It also has certain properties that soften hardened stones.

4. How does oil enter the liver and cleanse it?

Cleansing the liver is the property of extra virgin olive oil. All patients get demonstrable positive results. We do not need any better proof.

5. What is so special about extra virgin olive oil?

Extra virgin olive oil comes from the goodness of carefully hand picked olives that are cold pressed within 24 hours of harvesting. The oil manufacturing process involves no heat, no chemical interaction, no solvents, no radiation and no microwaves, only pressure. The climate, soil, variety of olive tree and the time of harvest, account for the oil's flavour, smell and colour. Due to the time consuming process required to manufacture extra virgin olive oil and its limited production, true extra virgin olive oil is expensive. The flavour of extra virgin olive oil tends to break down at frying temperatures. Using it in raw form does not increase cholesterol or obesity.

6. Can I drink raw oil in such a large quantity?

That is the only way to do a Liver Cleanse. Just do it. Do not wait because you have a right to a better life.

7. Which are the common brands of extra virgin olive oil?

Figaro, Borges, Leonardo, Del Monte, Farrel, Bertolli, Milagro, Filippo Berio, Rafael, Salgado and Verdenso are commonly available brands of extra virgin olive oil. All of them are good. However use a sealed fresh bottle for best results.

8. Can I use regular olive oil or virgin olive oil?

Extra virgin olive oil has liver cleansing properties. If you are unable to get it, you may use others as a last resort.

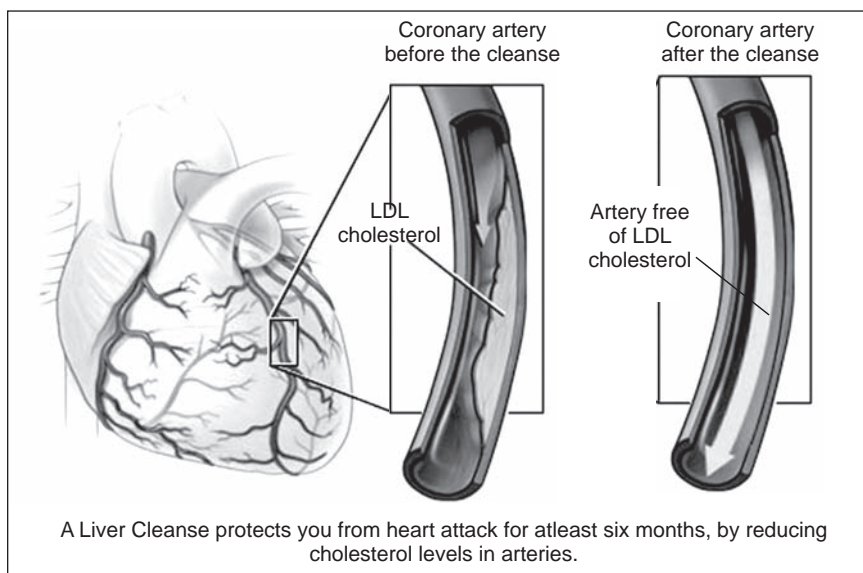
9. My neighbour told me that she has been taking 10 ml of extra virgin olive oil with lemon juice daily in the morning for the past two months for better liver health. Can I follow her?

There are around eight Liver Cleanse recipes. She is following one of them. This is also effective, but it takes a lot more time to achieve the same effect as compared to our Liver Cleanse. Just ask her to compare the results of her procedure with our method and notice the difference in just two days.

10. Can the Liver Cleanse avert bypass/heart attack?

Yes, definitely. Once the LDL (Low Density Lipoprotein) leaves the body, the chances of cardiac arrest/bypass are minimised. The LDL cholesterol, accumulated in your liver, is cleared by the Liver Cleanse.

It is an inherent property of the blood to balance all its ingredients uniformly in the body. It picks up accumulated cholesterol from comparatively high concentration areas, such as the coronary artery, and brings it to the liver. Thus, arterial blockages are reduced and you will avert a bypass procedure. A single proper Liver Cleanse helps you prevent heart attacks for at least 6 months!



Liver Cleanse - the Master Cleanse

In just five Liver Cleanses, my LDL cholesterol reduced from 154 mg/dL to 103 mg/dL. It is a commendable achievement by any standard.

11. I have not eaten any fatty food for the past 10 years. How can I have any excess bad cholesterol in my body?

Fat is required by living beings for lubrication of body parts. Therefore, the liver produces a limited quantity of fat and cholesterol from food. Due to cooked food and environmental pollution, the LDL cholesterol so produced is sometimes in excess of the requirement.

12. How can your Liver Cleanse treatment bring improvement in diabetic patients?

The liver synthesises sugar from vegetables and other food. Sometimes, the liver makes more sugar than the body needs, which causes the blood sugar levels to rise. Patients suffering from this type of diabetes experience considerable improvement after a Liver Cleanse.

13. I have high/low blood pressure. How can I take such a heavy dose of epsom salt?

If you are taking blood pressure regulating medicine, then it will not harm you. You can take your medicine while doing a cleanse.

If it is marginally low, then there is no problem. If it is significantly low, then you have to be careful, since epsom salt tends to lower blood pressure. You may have to reduce the dosage.

14. I have ulcers in the stomach. Can I take epsom salt?

If the ulcers are small and few in number, then the Liver Cleanse may cause some bleeding. However, the advantage of doing the Liver Cleanse will be much more than the risk of a little bleeding. One solution is to have green vegetable juices for a week, three times a day (200 ml each) to reduce the ulcers and then proceed with a Liver Cleanse. Another way is to have Gelusil or any other antacid, two spoons, before and after every dose of epsom salt to reduce irritation.

15. I am not ok with the taste of epsom salt. Is there a substitute? If not, then can I reduce the dosage?

Liver Cleanse uses epsom salt to dilate the capillaries in the liver, bile ducts and gallbladder and induce diarrhoea so that even big stones may pass smoothly in greater quantity. A Liver Cleanse can happen without epsom salt, using only extra virgin olive oil, but the elimination of toxins will only be $\frac{1}{4}^{\text{th}}$ of the normal quantity. Epsom salt may cause temporary discomfort for a few hours. Bear with it. You can also mix orange/sweet lime juice to it for better taste.

16. Can I use only epsom salt to induce motion to treat constipation?

Epsom salt should not be used as a laxative. There are better options available in the market. Epsom salt is used in the Liver

Cleanse to dilate the bile ducts, induce diarrhoea and flush out more and bigger stones.

17. What do I do if vomiting/giddiness occurs while drinking epsom salt or extra virgin olive oil?

Normally this should not happen. However, if it does, it should be treated as a part of the cleansing process. Proceed with the cleansing process without changing anything. The residual medicine in the stomach will still yield results. Have some coconut water, without the pulp, in case of giddiness. You can also have any fresh fruit juice.

18. Is it possible to do a Liver Cleanse under careful medical supervision?

If you have read this book carefully and seen the videos on my website or YouTube channel, then you know that no other supervision is needed and you can do it on your own. If you have any apprehension, then you can find a list of volunteers in your neighbourhood on our website, who can help you with the Liver Cleanse.

19. Your therapy does not seem to have any scientific studies backing the promised results. How can you convince me that this is not quackery, but a genuine therapy?

Most alternative therapies do not have the luxury of having money spent on them, by way of marketing and advertising. We are wasting our precious health and time if we wait for universities and pharmaceutical companies to back these inexpensive procedures. This runs against their multi-billion dollar profit policies and they will strive to prevent the spread of such information. I suggest trusting your instincts and getting some basic knowledge of anatomy, chemistry and physiology, and applying some logic, common sense and will to understand the process behind our Cleansing Therapy.

20. Why should I believe in Liver Cleanse? Why should I waste my precious weekend? Is it possible that drinking extra virgin olive oil could turn out to be a sick joke?

Actually, most successful therapies sound quite scary the first time, as you hear something radically new and different. There are a

few such therapies, e.g., reiki, acupuncture, acupressure, amalgam replacement, colonics, enema and ozone therapy. I agree that pills are simpler, but the problem with them is that they do not and cannot deliver even 1/10th of the results delivered by a single Liver Cleanse.

21. What if something goes wrong?

Liver Cleanse has been a grandma's recipe for for many years. People in USA and other developed countries have been doing it. I have been practising this therapy since 2004. Thousands of patients have benefited. You need not worry about anything except diarrhoea for a few hours. However, it is recommended to read the Liver Cleanse procedure and watch my video '*Apna Ilaaj Apne Haath*' on my website.

22. My doctor says that he has never read about your Liver Cleanse in his course. What is your comment?

When the doctor says, "I cannot comment", you get scared. Just ask him, "What are the risks involved and the downside?", for each of the ingredients. He may again offer no comments, or say, "Diarrhoea and nausea". If he forbids you to do it, then remember that he is against it because he has not had an opportunity to experience this miraculous cure for himself, whereas, I recommend it based on my personal experience. Visit my website to see testimonials of patients who have already done it (www.drpiyushsaxena.com or www.thetempleofhealing.org), and look for someone in your neighbourhood. Talk to them or meet them. Science will be much better off if people maintain an attitude of open enquiry and test the observations of others, before forming rigid opinions. Proceed with your Liver Cleanse. You are not bound to trust the opinions of those who have never tried it themselves.

23. If the Liver Cleanse is so effective and has the potential to help a large number of people, how is it possible that it is not accepted by established medical practice?

Doctors practice medicine as it is established by the standard of care. These inexpensive, home-made therapies are not marketed because they do not generate any revenue. Today, there is a phenomenal growth in the practice of several alternative therapies that people consider last resorts, usually through word of mouth, as

a desperate attempt to try anything. When they observe significant improvement or even complete cure, much to the disbelief of the educated doctor, they slowly start to believe that there are other alternative methods to cure diseases, which are cheaper and easier.

Over the last 12 years, we have seen an exponential growth in the number of people following Cleansing Therapy and willing to share the benefits with others, purely to improve their health and not for any monetary benefits.

24. Who did the first Liver Cleanse?

The Liver Cleanse process started in USA and is now commonly followed in several western countries. In 1992, I remember reading about an 85 year old lady, Suzanne, who was suffering from several health problems. She could not stand. She had not eaten for days and suffered from severe constipation. She was confident that she would not live until the next morning. One of her friends advised her to take extra virgin olive oil. She took 400 ml of extra virgin olive oil at 11 pm and went to bed with no hopes. Around 2 am onwards, she started going to the toilet and did so five to six times until 6 am. In the morning, she observed that she was feeling much better. The rest, as they say, is history.

25. I am too busy to do a cleanse. Can you help me find time from my choc-a-bloc schedule?

According to the Pareto Principle, 80% of your achievements and revenues come from 20% effort. To begin with, compromise on your effort for the remaining 20% achievements and generate 80% surplus time. Utilise that extra time for Cleansing Therapy and other things that you want to do. Soon your efficiency will improve and you will have 120% achievement/revenue from 40% effort.

26. Why do you persuade so much to start a Liver Cleanse at the earliest?

Everybody, including me, is very happy after doing a Liver Cleanse. Its miraculous results give a new lease of life to everyone irrespective of whether they are sick or healthy. I want to share this with you to change your health. I believe that everybody has a right to better health. Hence, I persuade everyone to do a Liver Cleanse at the earliest and not delay it for frivolous reasons.

27. What is the difference between epsom salt, *sendha namak*, *lahori namak*, iodised salt and sea salt?

Epsom salt is magnesium sulphate ($\text{MgSO}_4 \cdot 7\text{H}_2\text{O}$), whereas the others are different forms of sodium chloride (NaCl). Only epsom salt is used for Liver Cleanse. Some dictionaries wrongly define epsom salt as *sendha namak*. Epsom salt does not have any vernacular name. However, in North India it is called 'magsulph'.

28. Where can I get original epsom salt?

There are no fake epsom salt products, because they are inexpensive. It is available for Rs. 7-10 per 20 gms. Epsom salt of non-food grade which is often marked as for bath use can also be used. It is available for Rs 30/- for 175 gms. Both serve the same purpose, except that in a 175 gms box you need to measure doses of approximately 20 gms each. Don't worry if it is one or two grams less or more than the advised dose.

29. What is the right quantity of water to dissolve 80 gms of salt?

The main active ingredient is epsom salt. The prescribed water quantity of 800 ml is for convenience. You can use water in any quantity, which may be much less or more than the recommended dosage.

30. I did a Liver Cleanse, but my stones are still in the same place and they are of the same size.

Take a print out from my website www.drpiyushsaxena.com of: i. How dependable are pathological reports, and, ii. Original reports. As a precautionary measure, get an ultra sound done in a different hospital without mentioning the previous report to confirm its correctness. However, if you still find some stones, do a Kidney Cleanse, Acidity Cleanse and most importantly, Parasite Cleanse with zapper and pulser followed by a Liver Cleanse once again. Then rest assured, it will be confirmed by any test that you don't have any stones in your gall bladder.

31. Can pregnant ladies and lactating mothers safely do it?

Yes, pregnant ladies (except during the last month) and lactating mothers (except in the first four months) can safely do a Liver Cleanse.

32. Can children do a Liver Cleanse?

It is absolutely safe for children more than 10 years and younger children, excluding infants and kids, may do it under careful supervision.

33. Do gallstones hurt when they pass through the common bile ducts?

No, they are extremely soft and never hurt. They pass out very smoothly. Many patients with gallbladder stone size of even 29 mm have passed it out conveniently in a Liver Cleanse.

34. Do gallstones sink in water?

Most gallstones are made of cholesterol (nearly 91%). They normally float, even if they are chaff. When they are calcified, they sink.

35. Should I take medicine to stop diarrhoea caused by the Liver Cleanse?

Diarrhoea is a condition of excessive, frequent and loose bowel movements. Normal diarrhoea sometimes needs treatment, whereas induced diarrhoea, caused by epsom salt during a Liver Cleanse is automatically cured in four to six hours after the cleanse, without any medication.

36. What if I do not get any loose motion even after taking all doses of epsom salt and extra virgin olive oil as advised?

I have come across only one such case so far. You may have developed some constitutional abnormality in your body if you have been taking heavy doses of allopathic medicines for a long time (5-10 years). In such a case, take a fifth dose of epsom salt at 11 am.

37. I am constipated. I drink one litre of water everyday in the morning. Otherwise, I do not get motions. My spouse takes ayurvedic powder every night to get motions. Should we take it on the Liver Cleanse day or avoid it?

Epsom salt is a laxative, so it should serve the purpose. You will not feel constipated. You may have water, but no medicine is needed on the day of cleansing.

38. Four members of our family did Liver Cleanse, exactly as you had recommended. Three members passed out stones, whereas I passed out only green water. Is there anything wrong with me? I am feeling much better though.

Do not worry. Everything is alright, since you are feeling better. It is the result of the Liver Cleanse. In your case, it might be that the stones were in the form of chaff or too small to be noticed. Some people pass out stones in subsequent cleanses. You may try again.

39. Can we drink water/tea during Liver Cleanse?

There is no need to be cautious about water intake. You may drink water during the cleanse to keep your body hydrated. You may also drink a little tea, but not much, as it adversely affects the cleansing process.

40. Can we add fresh lime in epsom salt for better taste?

Yes, epsom salt is persistent in its properties when mixed with lemon. So you can mix both, if it suits your taste buds.

41. I have an irresistible feeling of hunger during Liver Cleanse.

You can eat fresh fruits, drink fruit juice/coconut water or eat raw carrots, in limited quantity. However, you are advised not to eat any fried food or food in large quantity, as it will utilise the stored bile and adversely affect the flushing of stones.

42. I have headache, drowsiness, nausea and body pain. Can I take any medicine?

These are a few symptoms that may or may not show up during or just after the Liver Cleanse. Don't worry. They will disappear in a couple of hours after the cleanse. If the pain is unbearable, you can take a pain killer.

43. I usually sleep late at night. Can I postpone the schedule of my dosage?

Yes, you can postpone it by an hour or two or as per your sleeping pattern, but the serial order of the dosage must remain the same. The time interval between the doses can also be adjusted by upto an hour.

44. I slept on left side instead of right side, what can I do now?

It makes some difference, but it will not greatly affect the overall efficacy of the cleanse. If you realised this during the initial minutes of taking a dose, turn and sleep on your right side for about 30 minutes.

45. For my morning 8 am dose, I took epsom salt instead of extra virgin olive oil. Should I continue the process by taking extra virgin olive oil?

The cleansing process ends with this dose of epsom salt. You need not take extra virgin olive oil. Try to make a chart of the dosage and mark it when done, to avoid any lapse in future.

46. I am a healthy person with a normal weight. Can I do a Liver Cleanse with half the dosage of epsom salt and extra virgin olive oil?

The recommended dosage for the Liver Cleanse gives assured results for all. For some people, even half dosage may give good results. However, follow the serial order as instructed.

47. I have a fatty liver. Should I do a Liver Cleanse?

Fatty liver is a term that describes the build-up of fat in the liver. It's normal to have some fat in your liver. If it is more than 5 to 10% of your liver weight, only then can it be termed as a fatty liver. Don't worry about it and start with your Liver Cleanse right away.

48. I have recently suffered from jaundice. Should I do a Liver Cleanse?

Jaundice is a disease affecting the liver, with symptoms such as yellowing of the skin and eyes. If you continue to experience acute symptoms of jaundice, then avoid doing a Liver Cleanse until the symptoms subside.

49. My kidneys have failed. I am on dialysis. I have been advised not to do a Kidney Cleanse. Can I do a Liver Cleanse?

Yes, but under supervision of a relative who has already done this cleanse. Your condition will improve a lot. You may contact me for more information.

50. I have diabetes. How can I do a Liver Cleanse?

If you are suffering from diabetes for a long time, ten years or more, then don't do a Liver Cleanse, or do it with reduced dosage, upto 50% less of the normal dosage as the internal organs of the body become weak due to continuous dosage of insulin.

However, if you haven't been on medicines for a long time and your general health is in good condition, then you should do a Liver Cleanse. You may have some fresh fruits, such as apple, orange, sweet lime and grapes (no mango or litchi), between the process, along with your regular medication.

51. I have hyperacidity. Can a Liver Cleanse will help ?

You should do a Liver Cleanse, followed by an Acidity Cleanse for maximum benefits.

52. I weigh nearly 120 kgs. How much epsom salt should I take?

Epsom salt dosage of 20 gms x 4 is the maximum permitted dosage. It must not be increased, in any case.

53. I am grossly underweight. My weight is 40 kgs, height 5'4" and I am 32 years old. Can I do a Liver Cleanse?

You can safely do a Liver Cleanse with half of the recommended dosage of ingredients. After a Liver Cleanse, you may gain weight, as your digestion as well as absorption of food will improve.

54. I am overweight by 22 kgs. How will a Liver Cleanse help?

During a Liver Cleanse, patients lose a lot of LDL cholesterol. The body retains a significant amount of water and other undesirable substances to keep the LDL in a diluted form, if it is beyond the desired limits. Once LDL cholesterol reduces, the undesirable substances and water also leave the body, resulting in weight loss of upto 2 kgs on a permanent basis.

55. I have liver cirrhosis. Should I do Liver Cleanse?

You are advised not to do a Liver Cleanse, if the symptoms are serious. Otherwise, do it with reduced doses, under the supervision of some one who has already done it.

56. I had some bleeding from anus after the Liver cleanse.

It is a rare phenomenon. It may be due to an already existing ulcer in the stomach or intestine. You may take Gelusil, as advised in question no. 14 on page 91. For relief from bleeding or pain, you can wipe it dry with a tissue paper or a soft cloth and apply any cream. You will be fine in an hour or two.

57. I am from a remote village. I cannot get extra virgin olive oil in nearby areas. Can I try any other oil for Liver Cleanse?

Try to get extra virgin olive oil as only this oil provides the best result. Currently, it is available in the food section of shopping malls of all major towns, which may be a few hundred kilometres from where you may be residing. However, as a last alternative, I suggest using extra virgin olive oil, virgin olive oil or olive oil, in that order. You will get some good result. In any case, start a Liver Cleanse at the earliest with whatever oil that you can get. Show the photographs on page 77-78 to the shop keeper.

58. I did a Liver Cleanse and later, I developed infection and fever.

The ingredients used for Liver Cleanse do not contain any bacteria or fungus to cause infection. You may have already had some infection. Normally, any type of infection takes 3-4 days to exhibit symptoms. Perhaps, you did a Liver Cleanse during this period. Though you benefited from the cleanse, the fever occurred when the bacteria proliferated. It is just a coincidence. If you feel that it was caused by the Liver Cleanse, then you are completely wrong. Take a proper antibiotic or any other medicine to fight the infection as recommended by your doctor.

59. With so many inconveniences attached to the Liver Cleanse, how can you recommend it?

I have never faced any inconvenience and neither do most people. I have listed many problems, so that you need not run to the doctor in a panic, whenever any minor discomfort arises.

60. Can anybody do this Liver Cleanse?

You can suggest this therapy to anybody, but only after you have tested it on yourself. Remember, in Cleansing Therapy, you are your own doctor, so be prepared to help your patients by setting your own example. However, if you have any of the following ailments with major discomfort, then you should preferably do a Liver Cleanse under the supervision of someone who has already done it:

- cancer
- diabetes (with five years or more on medication)
- cirrhosis of the liver
- tumour in the liver
- a major surgery in the past four months
- recovered from a long ailment
- elderly, and physically weak
- big ulcers in the stomach/intestine

If the case is acute, you may contact me for detailed guidelines.

Liver Cleanse

Opinions, allegations and clarifications

Time and again, many opinions of allopathic practitioners and other doomsayers have indicated that gallbladder stones cannot be cured by a Liver Cleanse. They say that it is a sick joke and an experiment by a quack. People experience cramping, diarrhoea, sweating, nausea or general sickness, but exult after they complete the Liver Cleanse. They feel much better after getting rid of 100 to 200 gallstones (sometimes even more) from their gallbladder! The opponents of Liver Cleanse say that we, the doers of Liver Cleanse, without any proof of having gallstones in the first place, shout out that we have gotten rid of those stones. They say that what we see in the toilet is actually just saponified oil (oil coagulated with apple or other juices), because the body cannot digest too much oil at one time, and to get rid of it, saponification takes place.

They cite the gallbladder example. The gallbladder is a tiny structure and does not have room to hold bile, hundreds of gallstones and the common bile duct. The number of stones observed in the stool would require a gallbladder the size of a football to hold them!

In view of the above allegations, I would like them to just type Liver Cleanse on Google search. More than 10 lakh search results appear. None of these sites are promoted by professional medical practitioners, who charge, directly or indirectly, hefty fee from patients. All of these sites are promoted by common people, like me, who have done a Liver Cleanse and so have their family members. Most of us do not charge any fee and mainly propagate it for a greater social cause.

I accept that bile duct is too thin to pass a stone, but epsom salt dilates it for a short while and, as a result, the gallbladder passes stones smoothly. Also, we, the practitioners of Liver Cleanse, have always maintained that gallbladder stones are not only in the gall bladder, but are also scattered in the liver and bile ducts. Most of them are not actual stones, but are soft cholesterol chaffs.

People claim that there is no proof, through ultrasound and pathological reports, that gallstones are passed in diarrhoea after a Liver Cleanse. This is a blatant lie. In fact, whenever a test is done

after a proper Liver Cleanse, the ultrasound reports confirm reduction in number of stones.

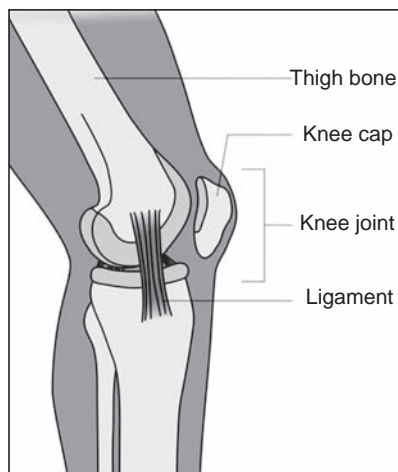
The theory of saponified oil, i.e., oil coagulated with fruit juice, is again a negative approach toward Liver Cleanse. Olive oil solidifies at refrigerator temperatures, roughly 3°C . Water is a pure substance, so it freezes at an exact temperature. On the other hand, olive oil is a complex mixture of oils and waxes. The temperature of our body is 37°C , thus, freezing of oil is ruled out. The LDL Cholesterol in the gall bladder stones melts at nearly 55°C . The stones in the Liver Cleanse diarrhoea melt at the same temperature when exposed to the sun. No chemical technique can create solid soft stones by coagulating oil with apple or citrus juice.

Above all, these opponents of Liver Cleanse, in the first place, have never done a Liver Cleanse. We have done it, felt it and propagate it for the benefit of human kind without any monetary benefit.

Do you need any more evidence to justify Liver Cleanse?

Joints

I have already discussed the importance of acidic and alkaline ions in food. Acidic elements are ingested over years, by way of food that we eat, liquids that we drink and the air that we breathe. Excess acidic chemicals, either left overs or formed in the body, have to be thrown out by the body, but often, this does not properly happen. It may eventually deposit itself in various places, between the joints, on the bones or in the



Knee joint

muscles. One of the worst effects of the accumulation of acidic chemicals are arthritis and rheumatism. Both are extremely painful conditions. When the deposit is in the muscles, the effect is muscular rheumatism. This is due to the tension in the muscles attached to the damaged joints.

The spine is also very often affected, resulting in spondylitis causing misalignment of the vertebrae. Vertebrae fused by deposits of acid will invariably affect the part of the body controlled by nerves lying in the affected area.

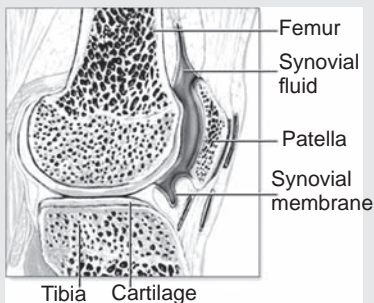
Arthritis

Arthritis means painful inflammation and accompanying stiffness of joints. When acidic chemicals increase, they lead to symptoms, such as swelling and pain, which are the hallmarks of joint disorders, such as osteoarthritis (degenerative disease, characterised by morning stiffness that comes with age), rheumatoid arthritis (auto-immune and chronic multi system disease), gouty arthritis and fibromyalgia (when there is pain, but no apparent cause).

Arthritis is common among people more than 40 years of age, but it can occur earlier as well. It is three times more common in females than males. It may be hereditary in some families, and sometimes, even children may suffer.

Synovial fluid

Every joint in the body is covered by a synovial membrane, which secretes synovial fluid. It is a thick, oily fluid found in the cavities of synovial joints that enables the joints to move freely, one on the other. With its egg white like consistency (synovial comes from Latin for 'egg'), synovial fluid reduces friction



Cross section of knee joint

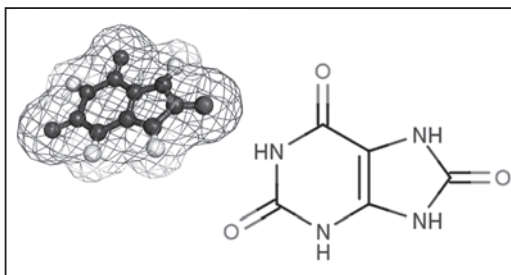
between the articular cartilage and other tissues in joints to cushion them during movement. It is also the shock absorber of the joints.

When toxins collect in the synovial fluid between the joints, the synovial membrane is worn out by continuous movement on the hard surfaces. This compromises the normal function of the fluid, leading to pain during limb movement.

Causes

The underlying cause in all types of arthritis and primarily in gout is the presence of excess uric acid ($C_5H_4N_4O_3$) in the body. It is often caused by a build up of acids, due to years of faulty diet.

These deposits have an affinity with organic lime, a prominent constituent



Chemical formula of uric acid

of the bony material. Hence, it gets deposited there. Lime is an alkaline substance. Due to attraction of the opposites, the acids in the body are inevitably drawn to this alkaline substance for mutual neutralisation. The result of this process is inflammation, a condition that causes the joints to swell and become extremely tender and painful.

Invariably, an affected joint feels stiff and locked. As a result, deformity occurs, due to the erosive condition of the bones, caused by the acid. The joint is then rendered incapable of performing its

natural action. The lower parts of the body almost always seem to be worst affected by chronic arthritis as they bear the weight of the body and blood circulation is not as active in the lower limbs. Depression, which frequently afflicts sufferers of this disease, aggravates the pain. Rheumatoid arthritis is systemic. Once it appears in any one joint, it gradually spreads to other joints as well.

Symptoms

A few common symptoms of arthritis are:

- Joint pain
- Stiffness
- Swelling
- Redness
- Decreased range of motion
- Morning stiffness
- Inflammation

Dealing with arthritis

Adopt a method of treatment and a way of life that will eliminate toxic acids from the body. Do a Joint Cleanse and remove uric acid, acidic chemicals and all signs of arthritis. Develop a positive attitude. Be cheerful and optimistic.

Try to include nutrients necessary to neutralise acids in the body in your diet and further reduce the intake of acidic food.

Joint Cleanse

Arthritis, as explained earlier, begins from wrong eating habits and as corollary, can be handled and cured upto a certain limit by a proper diet. Proper management of eating habits will help in dissolving the acid deposits and alleviate pain.

Fresh vegetables and fruits are still relatively cheap and easy to obtain, as are milk, chicken and fish, which provide sufficient protein for a healthy diet. Along with these dietary changes, do the Joint Cleanse once in two years and you will find at least 50% improvement in your condition.

Ingredients

- Apple cider vinegar 2 litres
- Black molasses 500 gms
- Honey 500 gms
- Epsom salt 1 kg

Procedure

1. In the morning, dissolve a teaspoon (five ml) of honey in 100 ml of lukewarm water. Add three teaspoons (15 ml) of apple cider vinegar to it. This mixture should be taken thrice daily. For an average built person of 70 kgs, a daily intake of 45 ml of apple cider vinegar (15 ml x 3 times = 45 ml) is recommended. Do not take a lower dose. But, if your weight is lower than 70 kgs, reduce it proportionately. The quantity of apple cider vinegar in the blood should be sufficient to dissolve uric acid from joints in a six week long treatment. Do not worry about nausea or vomiting, if it occurs.
2. Have one teaspoon of black molasses, three times a day.
3. Take three epsom salt baths every week.
4. Have a full range of alkaline food rich in vitamins, minerals and protein to help burn acids already accumulated in the body.
5. Try to work the joints gently by walking in fresh air. If that is not possible, even slow movement on crutches in a well ventilated room will help. Begin with efforts to move fingers and ultimately, move the limbs.
6. Drink 200 ml of green vegetable juices three times a day (or as

per your convenience) made from a large handful of spinach, a large handful of parsley, five carrots with tops intact and three radishes. There is no need to wait to get all vegetables before starting the cleanse. Start the treatment with whatever vegetables you get from this list. Avoid any vegetable that does not suit your metabolism.

7. Do the complete treatment for six weeks.
8. When acidic chemicals present in the joints leave the body through vinegar => blood => urine, pain will also leave the body.

The process

Apple cider vinegar

It is a vinegar made from cider or apple must, i.e., juice of the skins of apples. It is sour in taste and has a pale to medium amber colour. Vinegars have long been proposed as agents enabling weight loss. However, one of its important properties is removing acidic toxins from the joints. The hard acid deposits causing arthritis are very similar in substance to the shell of an egg. Apple cider vinegar has the ability to dissolve these acid deposits, so they pass out naturally via urine.

When apple cider vinegar is taken orally, it is absorbed through the gastrointestinal system and achieves adequate concentration in the blood. This blood carries the vinegar to the affected joints for a 'local targeted' action. Under the influence of apple cider vinegar, the acids or toxins dissolve.

Sometimes, after the second week of treatment the pain

Try this yourself

Place an egg, complete with shell, in a jar or glass. Cover the egg with pure apple cider vinegar and in two days, the shell will completely dissolve, leaving just the contents in a thin, rubbery membrane.

increases. The pain may be slightly more than before and may spread all over the body. The reason is easy to understand. The blood becomes saturated with apple cider vinegar, which starts to work on acid deposits, churning and dissolving them. Rest assured that it goes away in a week's time.



Apple cider vinegar

For some people, this process may cause extra pain. The pain might get worse before they start to feel better. The patient may think that the treatment is doing more harm than good. Unfortunately, many patients give up the treatment too soon, when the actual healing process starts. When the sufferer experiences this reaction, they should think, “The treatment is working for me; in a week or two, the pain will go away and I shall get better and be free of this pain”, and should not, instead, give up the treatment. For counselling during this stage, you can always contact us and we will guide you throughout the process.

Arthritic people are often overweight, due to inactivity. Their joint movements are so painful, that the natural reaction is to minimise the pain by avoiding movement. This leads to a further increase in weight. Apple cider vinegar is a natural diuretic and acts, to some extent, as a slimming agent. Many arthritics also suffer from high blood pressure, angina or some form of circulatory disease. Apple cider vinegar also acts as a blood normaliser to attain homoeostasis, i.e., if the blood pressure is high, it will bring it down slightly and if the blood pressure is low, it will raise it slightly.

Sometimes, ridges appear on nails due to lack of calcium salts in the tissues. This deficiency can also affect bones, teeth and hair. Apple cider vinegar encourages the body to make more effective use of calcium derived from food. For normal people, two teaspoons of apple cider vinegar taken three times a day for a month may even act as a preventive measure for arthritis, in addition to other disorders likely to affect the body due to lack of calcium assimilation.

Honey

Honey is packed with natural vitamins, minerals and traces of many elements. Honey varies in its composition based on the source of flowers and the bees that collect it. Darker coloured honey contains more iron and is more beneficial for arthritics, as they generally suffer from iron deficiency.



Honey

Honey contains (among other ingredients):

Acids	Iron	Potassium
Amino acids	Lime	Proteins
Calcium	Magnesium	Silica
Chlorine	Manganese	Sodium
Copper	Nitrogen	Sulphur
Dextrine	Phosphorus	

The trace elements listed above are essential for the activation of enzymes. They mediate the action of different cells in the body, aid in digestion and nerve and muscle functions, amongst other activities.

Most arthritics feel acute pain, have sleepless nights and become very depressed. Most of the B-complex vitamins can be found in honey and they act on the nerves. Honey is highly beneficial for the tired, nervous and highly strung arthritis sufferer. The drawback is that honey is also rich in glucose and fructose, which (although in pre-digested form) is still a red alert for diabetics. Overweight and diabetic patients should consume honey with care.

Black molasses

Molasses are made from raw unsulphured cane sugar. It is a black substance, packed with nutrients and may be taken at any time, as per convenience. For therapeutic use, I usually recommend one teaspoon, three times a day. I have found one teaspoon of molasses dissolved in 100 ml of warm water to be appropriate for most patients. This is easily assimilated and digested. Molasses may be taken undiluted, but should be immediately followed by rinsing your mouth with warm water, as it has a tendency to discolour the teeth. Those with delicate stomachs may take it in smaller, more frequent doses.

Molasses is a wonderful blood cleanser for arthritics. Arthritics are prone to stomach ulcers, diverticulitis and similar conditions, caused by acids eating away the stomach and colon linings. Black molasses offers relief. Very often, patients face a loss of muscle tone due to lack of essential mineral salts in the body. Molasses proves most valuable in these cases, as its salt content helps re-establish muscle tone. For external growths, boils, sore and cuts, molasses



**Black
molasses**

applied with a little water and as a poultice, is a wonderful natural ointment. It helps in treating skin diseases, e.g., dermatitis, eczema and psoriasis.

Molasses is a rich source of iron and can alleviate tiredness. It is a rich source of vitamin B complex, which acts on the nerves, relieving spells of deep depression, bouts of painful neuralgia and debilitating attacks of cold and influenza. Molasses also contains copper and magnesium, phosphoric acid and potassium.

Note: It is available near sugar cane factories, during the crushing season. It is a waste product of jaggery (गुड़) production. This can be used for our cleanse, but it cannot be stored for long. Black molasses is now commercially available in India. Preserved black molasses can usually be obtained from stores that sell foreign food products. For availability of preserved black molasses, visit our websites: www.drpiyushsaxena.com or www.thetempleofhealing.org.

Epsom salt

Our skin is, broadly speaking, a permeable membrane. It provides an excellent medium for elimination of acids. Joint Cleanse uses epsom salt as a drawing agent of toxins accumulated between joints. Epsom salt can be obtained from any chemist.



Epsom salt

An epsom salt bath is very relaxing and pain relieving. You will sleep well after the bath. Epsom salt should be dissolved in a bath tub with warm water, at a tolerable temperature. The temperature of water may be maintained at a more or less constant level by adding fresh hot water and mixing more epsom salt.

Beginning with the toes, move every joint until you reach the neck. Exercise the joints within the limits of tolerance. The movement makes the deposits, stuck in the joints, loose and the epsom salt draws out these toxins. The warm water will also open pores of the skin, enhancing the removal of toxins.

After a bath of 5-10 minutes, dry yourself with a towel and if the weather permits, try to sleep in blankets, so as to keep yourself warm and sweating. This helps in keeping pores of the skin open all night,

and encourages elimination of acids through sweating. After a salt bath, the body must not be exposed to cold or cool breeze. Keeping the body warm is very important as it will prolong the period of elimination. Sometimes, you may feel some weakness and lethargy, which usually goes away in one or two hours.

In case a bath tub is not available, heat water in an ordinary kitchen bowl large enough to put your feet, at a comfortable temperature. Add a cup of epsom salt and soak your feet in this solution for 10-15 minutes, rubbing them gently. The cool water may be removed and replaced with hot water, and epsom salt may be added from time to time to maintain the temperature at the desired level. For example, if you are removing half the water from the bowl to add fresh hot water, then also add half a cup of epsom salt. Afterward, remove your feet from the solution, dry them and keep them covered. Then, soak your hands in the same way. The whole process may be repeated twice daily - with some variation in the frequency and soaking time - according to individual requirement and tolerance level.

A similar option, also effective, is to wrap hot wet towels, soaked in epsom salt added water, for 5-10 minutes around each joint, either one at a time or simultaneously, using many towels as a poultice. The objective is to open the pores.



**Soaking the feet in warm
epsom salt water**

Conclusion

Arthritis is a difficult ailment to cure, but at least one major cause of pain is accumulation of acids in the joints. I aim for nearly 50% reduction in pain levels on a permanent basis in all arthritic patients who complete this course. There are several instances where patients, who have suffered from severe arthritis for many years, have not only regained free movement of their joints, but are also living a medicine-free life after doing the treatment.

Frequently asked questions

1. Why should we stop treatment after six weeks? Can we continue it?

First, after six weeks, the incremental benefits of continued treatment are likely to be marginal. Second, I want you to lead a medicine free life. However, if you feel better by continuing the treatment, you may do so. It does not cause any harm.

2. Why do you suggest Kidney Cleanse, Acidity Cleanse, Parasite Cleanse and Liver Cleanse for arthritic patients?

The toxins in all parts of the body should be removed to have well functioning organs. Only cleansing a particular organ will not have the same effect as the combined removal of toxins from all organs. Hence, I recommend you to benefit from other cleanses as well.

3. Are there any restrictions on food during the treatment?

Eating less acidic food and more alkaline food, such as green vegetables and their juices, helps in elimination of toxins.

4. Is there any benefit in case of spondylitis, gout or any other joint pain?

Yes, it benefits as much as in case of arthritis.

5. I am sure I do not have arthritis. Can I still take this treatment?

You can. After doing it, you will definitely notice a difference and your joints will move more freely.

6. Which are the different brands of apple cider vinegar?

There are several brands of apple cider vinegar, but two are commonly available in India - American garden vinegar of USA (Rs 450/- for one litre bottle, Rs 250/- for 500 ml) and Heinz vinegar of USA or UK (costs the same). A patient needs nearly two bottles of one litre each.

7. Should we take apple cider vinegar on an empty stomach or after food?

For best results, have it on an empty stomach. Initially, you can also take it after food and observe the effects.

8. Can I use any type of honey?

Honey has a limited role in the treatment of arthritis. You can use any type.

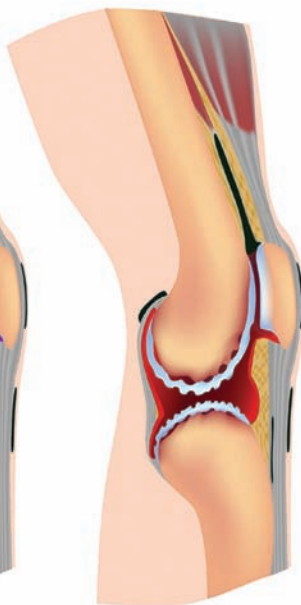
Healthy and unhealthy joints



Healthy joint




Osteoarthritis



Rheumatoid arthritis



X-ray images of normal and rheumatoid arthritis affected joints



Nurse Margaret Hills, author of 'Curing Arthritis', has helped thousands of arthritics over 25 years. Her book talks about pain relief and better mobility; medication and side-effects; improved quality of life; troubleshooting, etc.. The Joint Cleanse is inspired by our efforts and belief that arthritis is not the end of life. You can have a fruitful and productive life even if you suffer from arthritis.

Severely affected arthritic areas of the body



Elbow



Fingers



Foot and ankles




Knee

Ingredients for a Joint Cleanse



Apple cider vinegar



Black molasses



Honey



Epsom salt

Joint - structure, functions and problems

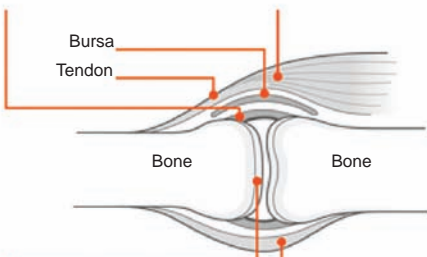
Capsule

Surrounding the joint is a tough, fibrous sleeve (the capsule) that stops the bones from moving too much. The inner surface of the joint capsule (synovium) produces a thick fluid that nourishes the cartilage and lubricates the joint.

Muscle

At either side of the joint, the muscles are attached to the bones. As the muscles contract, they pull on the bones to make the joint bend, straighten or rotate.

How a joint works

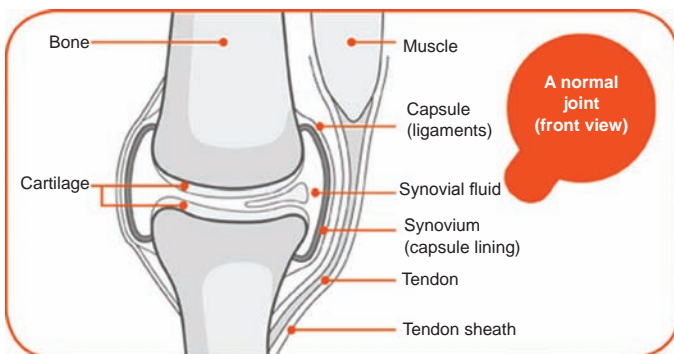


Cartilage

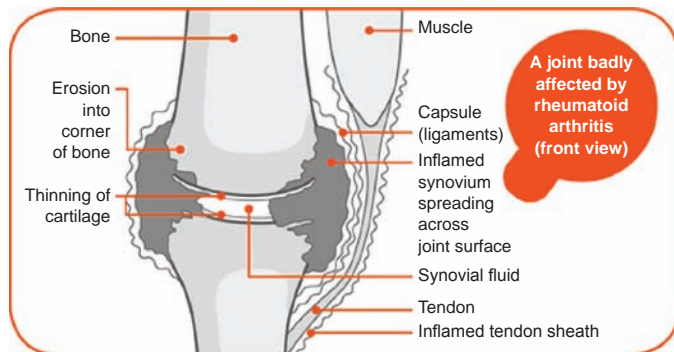
The ends of the bones are covered in a thin layer of cartilage. This cushions the joint and helps to spread the load evenly when you put pressure on it. Its smooth, slippery surface allows the bones to move freely, without friction.

Ligament

Within or just outside the joint capsule are ligaments that help to hold the joint together and prevent it dislocating. The bursa helps to reduce friction in the joint.



A normal joint (front view)



A joint badly affected by rheumatoid arthritis (front view)

9. Where can we get apple cider vinegar and black molasses?

Nowadays, we get apple cider vinegar and black molasses in the food section of supermarkets in any big city. However, in case of non-availability, you may contact some of the vendors listed on the ingredients page of our websites www.drpiyushsaxena.com or www.thetempleofhealing.org.

10. I had apple cider vinegar for a week. However, it has increased my pain. Should I stop it?

Do not stop the treatment unless the pain becomes unbearable. Your blood has become saturated with apple cider vinegar, which has started working on all acid deposits, churning and dissolving them, resulting in increased pain. Rest assured that the treatment is working for you. If the pain is unbearable, you may stop the treatment for a week and restart subsequently.

11. We, patients of arthritis, have been taught the familiar phrase - 'You have arthritis and you must learn to live with it.' How can you talk about cure in such an impossible scenario?

You do not have to mutely bear everything. Even if you have a difficult ailment, such as arthritis, gear yourself up to fight it and win. Remember, the war is not lost until you stop trying. More so, 'You have arthritis and you must learn to live with it' is the final opinion of your doctor and his therapy. You have a right to differ with his opinion and try this Joint Cleanse or any other therapy for your benefit.

12. I did your treatment and my bone condition has improved (osteoarthritis has alleviated). My joint pain has reduced by almost half. My calcium levels have improved, my hair has gained lustre and my skin has better tone. Is this due to the apple cider vinegar?

Yes, it is the effect of apple cider vinegar and black molasses consumed during the Joint Cleanse.

Fat

Fat is one of the three main macronutrients among carbohydrates and proteins. It is an important nutrient and serves both structural and metabolic functions. Fat is an energy source for the body and a store of energy that the body does not need immediately. Each gram of fat, when burned or metabolised, releases nearly nine calories. Accumulation of these fat reserves leads to obesity.

Obesity increases the likelihood of various diseases, particularly heart diseases, type-2 diabetes, obstructive sleep apnea, certain types of cancer, high blood pressure, mood disorders and osteoarthritis.



Obesity- a new age epidemic

Types of fat

In the human body, there are three kinds of fat:

Structural fat

It is fat that fills the gaps between organs and performs important functions, such as cushioning the kidneys with soft elastic tissues, protecting the coronary arteries and keeping the skin smooth and taut. It also provides a springy cushion of hard fat under the bones of the feet, specially heels, without which we will not be able to walk.

Reserve fat

It is a reserve of fuel that the body can freely draw, when the nutrition from the intestinal tract is insufficient to meet the demand. Such reserves are localised all over the body. Fat packs the highest caloric value (9 calories/gms) into the smallest space possible, so that these reserves of fuel for muscular activity and maintenance of body temperature can be most economically stored. Both these types of fat, structural and reserve, are normal, and even if the body stocks them to its full capacity, it is not obesity.

Abnormal fat

When the fat deposits grow rapidly and withdrawals become smaller, the body establishes a fixed deposit where all surplus calories go, but withdrawal from this deposit is extremely difficult by normal means. This is called abnormal fat that leads to the onset of obesity.

Causes of Obesity

Obesity is most commonly caused by a combination of excessive food intake, lack of physical activity and genetic susceptibility, although a few cases are caused primarily due to endocrine disorders, medications or psychiatric problems.

Diencephalic disorders

Sometimes, the fat processing mechanism is disrupted due to diencephalic disorder. When one of the many diencephalic centres, e.g., thyroid, pancreas and the nervous system are overtaxed, these centres try to increase their capacity at the expense of other centers.

Psychological aspects

The diencephalon is the seat of our primitive animal instincts and in an emergency, it is able to transfer pressure from one instinct to another. A lonely and unhappy person is deprived of all emotional comfort and instinct pressure. No amount of psychotherapy or analysis, happiness, company or the gratification of other instincts will correct the condition.

Compulsive eating

Some obese patients suffer from this, particularly women in their late teens or early twenties. Such people feel a compulsive desire to eat and gobble almost anything edible at lightning speed and ferocity.

Reluctance to lose weight

Some obese people are reluctant to lose fat. If they are intelligent, popular and successful, in spite of their weight, it is a source of pride. A few fat women consider their condition a safeguard against romantic involvements.

Signs and symptoms

Some basic symptoms of obesity can be observed without the help of BMI (Body Mass Index) charts:

- When the skin is stretched due to the rapidly accumulating fat under it, it may split in the lower layers of the stomach and transform into scar tissue. Such striation commonly occurs on the abdomen of pregnant women, but in case of obesity, it is frequently found on breasts, hips and occasionally, on shoulders.
- In females, there may be a fold of skin over the pubic area and another may stretch around both sides of the chest, where a loose roll of fat can be grabbed between two fingers.
- While in males, the accumulation of abnormal fat in the chest area is always an indication, in females, this abnormal fat mixes with the normal breast fat.
- Abnormal fat hangs limp, and obese women have to constantly adjust their brassieres to properly fit their breasts. This is drastically reduced after a Fat Cleanse.
- Frequent headaches, rheumatic pains without detectable bone abnormality, laziness and lethargy (often both physical and mental) are also the symptoms. Abnormal fat is often associated with insomnia as well.
- Patients frequently feel the need to rest, feel famished and weak, hungry within just two to three hours of a heavy meal and have an irresistible yearning for sweets and starchy food. Sometimes, it may even be substituted by smoking and drinking.
- Constipation and a spastic or irritable colon.
- Menstrual cycles are often abnormal, such as delayed or early cycles, excessive or less bleeding during the cycles, clots and pre-menstrual symptoms.

Fat Cleanse

This cleanse is only for those who have completed at least two Liver Cleanses properly.

Pills, liposuction, bariatric surgery, fad diets and exercise techniques 'guaranteed to melt away fat to reveal a slender and healthier you' are a dime a dozen. When an obese patient tries to reduce fat by starvation, he will first lose his reserve fat deposits. When these are exhausted, he begins to burn structural fat and only as a last resort, the body yields its abnormal reserves. By then, the patients feel famished and tired, their face becomes drawn and haggard, but their bellies, hips, thighs, shoulders and upper arms show little improvement. The problem is that majority of these so called cures are impractical and nearly impossible to sustain, and require too much time, money and effort.



Fat loss programmes - failed efforts

I have also suffered from obesity of medium proportion. Like others, I made many attempts to lose weight and succeeded to some extent, albeit temporarily. I used to keep my weight in control with regular exercise and a proper cleanse routine, which included Kidney Cleanse, Acidity Cleanse, Parasite Cleanse and Liver Cleanse, but without any food restrictions. I regained the lost weight as soon as I left the regimen and resumed normal eating habits – since taste reigns.

In 2008, I came to know of the HCG (generally, referred as hCG, Human Chorionic Gonadotropin) Diet Protocol developed by an Italian doctor, A.T.W. Simeons. He founded the Salvator Mundi International Hospital in 1960, which is operational even today. Dr. Simeons was awarded the Red Cross Order of Merit in the 1930's for his discovery of injectable atebrein for treating malaria. I appreciated his research and tried out his regimen with some minor modifications in diet adapted to the Indian context.

HCG Diet Protocol

In the 1940's and 50's, Dr. Simeons studied the effects of HCG on weight loss. He published the results in his book, 'Pounds and Inches: A New Approach to Obesity'. Dr. Simeons found that HCG is most effective in achieving lasting weight loss when a specific diet protocol is followed. Food with a limitation of 500 calories per day, along with the plan's guidelines, make up the HCG Diet Protocol.

HCG dissolves abnormal fat only when the food intake is limited to approximately 500 calories per day, rather than the daily requirement of 2000 calories. The body makes up for this deficit in the energy requirement by using abnormal fat.

The Fat Cleanse treatment, although I often call it 'Cure through Fat Cleanse', is not an attempt to reduce weight, but is aimed at curing the disorder and is equally effective in both sexes, of all ages, suffering from all forms of obesity. However, the calorie intake after cleansing should never exceed 2000 calories; otherwise the patient will gain weight again.

Some facts about HCG

- HCG is not a sex hormone and its action is identical in men, women, children and even in people whose sex glands no longer function owing to old age or surgical removal.
- HCG regulates menstruation and facilitates conception, but it neither makes men grow breasts, nor makes women grow beards or develop gruff voices.
- When fresh urine containing HCG of a pregnant female was given to obese people, in quantities of nearly 300cc by retention enema, the results were as good as those by injecting HCG itself.
- Small daily doses appeared to be just as effective as larger ones given twice or thrice a week. When patients were given small daily doses, they seemed to lose their ravenous appetite, though they neither gained nor lost weight. However, their body shape did change. Even though they were not restricted in diet, there was a distinct decrease in the circumferences of their bellies and hips.

Introduction to HCG (Human Chorionic Gonadotropin)

HCG is a hormone or chemical substance found in females only during pregnancy. It is not found in males. HCG also supports the normal development of an egg in a woman's ovary, and stimulates its release during ovulation. HCG is also used to treat infertility, in both women and men. The following is a list of serum HCG levels in pregnant, non-pregnant and post-menopausal women. LMP (Last Menstrual Period) is dated from the first day of the last period. The levels grow exponentially after conception and implantation.

Weeks since LMP	IU/ml
3	5 – 50
4	5 – 426
5	18 – 7,340
6	1,080 – 56,500
7 – 8	7,650 – 229,000
9 – 12	25,700 – 288,000
13 – 16	13,300 – 254,000
17 – 24	4,060 – 165,400
25 – 40	3,640 – 117,000
Non-pregnant women	<5.0
Post-menopausal women	<9.5

During certain phases of pregnancy, a woman may produce as much as 3,00,000 IU of HCG per day, and the excess passes out in her urine. This hormone breaks down the abnormal fat in her body and releases energy for the development of the foetus. On a similar principle, injecting this hormone in obese people helps in burning the abnormal fat, thus losing weight.

An HCG injection of only 125 IU per day is enough to reduce abnormal fat at a rate of roughly 160/170 gms per day. One kg of fat produces 9000 calories. On consuming 500 calories instead of 2000, the body gets its remaining 1500 calories from burning abnormal fat.

Therefore, if the patient loses 1500 calories, i.e.,
(2000 cal. – 500 cal.)

The abnormal fat loss will be,

$$\frac{1500 \text{ cal.}}{9000 \text{ cal.}} \times 1000 = 166 \text{ gm.}$$

If the patients consumes 600 calories instead of 500, then, his abnormal fat weight loss will be reduced by,

$$\frac{(600-500) \text{ cal.}}{9000 \text{ cal.}} \times 1000 = 11 \text{ gms, and so on.}$$

When abnormal fat is burnt, the body also releases retained water, required to support this fat. Hence, the cumulative weight loss is more than the above calculated amount. Under this treatment, the actual calorie requirement of the body is fulfilled and obese patients never feel hungry, in spite of the drastically reduced food intake. On the contrary, most patients feel that two meals of 250 calories or three meals of 100+200+200 calories are enough, and continually have a feeling of just having had a large meal.

Procedure

Before the Cleanse

Measure your weight before starting the process. The normal weight for your height, age, skeletal and muscular build can be determined from the table on page 125. Based on this, you can calculate the degree of obesity. You can use any of the formulas given below to calculate your body mass index.

The formulas to calculate BMI based on two of the most commonly used unit systems:

$$\text{BMI (Metric Units)} = \frac{\text{weight (kg)}}{\text{height}^2 \text{ (m}^2\text{)}}$$

$$\text{BMI (U.S. Units)} = \frac{703 \times \text{weight (lb)}}{\text{height}^2 \text{ (in}^2\text{)}}$$

A person with a BMI of 18.5 to 24.9 is considered healthy. A person with a BMI of 25 to 29.9 is considered overweight.

A BMI of more than 30 is considered obese. A BMI of 40 or more indicates that a person is morbidly obese, which increases the risk of death by 50% to 85%.

Weight (kgs)	Height (feet, inches)				
	5'0"	5'3"	5'6"	5'9"	6'0"
64	27	25	23	21	19
68	29	27	24	22	20
73	31	28	26	24	22
77	33	30	28	25	23
82	35	32	29	27	25
86	37	34	31	28	26
91	39	36	32	30	27
95	41	37	34	31	29
100	43	39	36	33	30
105	45	41	37	34	31
109	47	43	39	36	33
114	49	44	40	37	34

Body Mass Index

Duration

People who need to lose weight require 26 days (23+3) of treatment, with 23 injections. The number of days and weight loss calculated is remarkably constant in normal patients, regardless of sex, age and degree of obesity.

Patients are not comfortable with a 500 calories diet unless their normal fat reserves are reasonably well stocked. They should eat high calorie food in their maximum capacity for four days before the cleanse and during the first three days of starting the cleanse. It takes nearly three injections before the abnormally deposited fat begins to circulate and becomes available for caloric use.

The diet is arranged in such a way that the weight remains perfectly stationary and the diet is continued for three days after the 23rd injection. Only then are the patients free to eat anything within the 1200 calories limit, except sugar and starch, for the next three weeks (Phase II of the cleanse).

Immunity to HCG

These injections may be injected daily and the course is often advised to be concluded in 26 days. After 23 injections, majority of patients begin to show signs of HCG immunity and after 40 injections, all patients usually become immune to HCG.

Starting the Cleanse

Diet	
Breakfast	Tea or coffee with less sugar and a little milk.
	Any amount of fresh lime water with salt or a little or no sugar.
	Butter milk in limited quantity.
Lunch	100 gms of chicken breast or fish. All visible fat must be carefully removed before cooking and the meat must be weighed raw (weight of bones to be reduced approximately). It must be boiled or grilled without additional fat. Vegetarians may substitute it with 100 gms of <i>paneer</i> (पनीर).
	Choice of vegetables from the following: Spinach (पालक), tomato (टमाटर), onion (प्याज़), radish (मूली), cucumber (खीरा), cabbage (पत्ता गोभी), pear gourd (परवल), bottle gourd (लौकी), ridge gourd (तोरई), turnip (शलगम) or any other similar vegetable, excluding potato and sweet potato.
	One chapati of pearl or spiked millet (बाजरा), finger millet (नाचनी), green lentil (मूँग) sprouts or wheat (as a last resort).
	An apple, a handful of strawberries, half of an orange or sweet lime.
Dinner	The same four choices as lunch.

Note: Fruits may be eaten in between meals, if not eaten with lunch or dinner. Salt, pepper, vinegar, mustard powder, garlic, sweet basil, parsley, thyme or marjoram may be used for seasoning. However, oil or butter dressing is not advisable. Be careful with very sweet fruits, e.g., mango and litchi.

Tea or coffee can be consumed in the morning, if you cannot do without it. It does not significantly affect the results. Fresh lime water with no or minimum sugar can be consumed in unlimited quantities. Lemon juice is allowed on a daily basis. It may be taken in any quantity and at all times. In fact, the patient should drink nearly two litres of these fluids every day. Many patients are afraid to drink so much fearing that it may force the body to retain more water. This is a wrong notion. The body is more inclined to store water when the intake falls below its normal requirements.

For vegetarians

Strict vegetarians have a special problem because milk and curd are the only animal proteins they can eat. They should drink 500 ml of milk every day or an equivalent amount of curd. Home made Cheese/*Paneer* are better. Milk should be boiled and refrigerated to remove the cream. This toned milk can either be consumed or turned to *paneer*. As far as fruits, vegetables and starch are concerned, the intake should be the same as that of non-vegetarians. They are not allowed their usual intake of vegetable proteins from leguminous plants, such as beans, wheat or nuts and can not have rice.

Making up calories

The diet, followed in conjunction with HCG, must not exceed 500 calories per day and the calorie constitution is of utmost importance. For instance, if a patient drops the apple and eats an extra chapati instead, he will not lose the desired weight. There are a number of food, particularly fruits and vegetables, which have the same or even lower caloric values than those listed as permissible and yet they interfere with regular loss of weight under the HCG diet plan, presumably owing to the nature of their composition.

For best possible results, the daily ration should contain 200 gms of fat-free protein and only a very small amount of starch. As the daily dose of HCG is the same in all cases, the same diet proves satisfactory for a small elderly lady or a hard working muscular giant. Under the effect of HCG, an obese body is always able to obtain all the needed calories from abnormal fat deposits, regardless of whether it requires 1500 or 4000 calories per day.

First few days of treatment

On the day of the third injection, it is almost expected to hear two remarks. One, “Doctor, I’m sure it’s only psychological, but I already feel quite different.” So common is this remark, even from very skeptical patients, that we hesitate to accept the psychological interpretation. The other typical remark is, “Although I have been allowed to eat everything I want, food just doesn’t seem to interest me anymore and I am willing to continue your diet even after the cleanse.”

Many patients notice that they are passing more urine and the swelling in their ankles has reduced, since they started the diet. On the day of the sixth injection, most patients declare that they feel fine and have usually lost one kg or more. Some say they feel a bit empty, but explain that it does not amount to hunger. Some complain of a mild headache, which is quite common and goes away in few hours.

Expected difficulties of Fat Cleanse

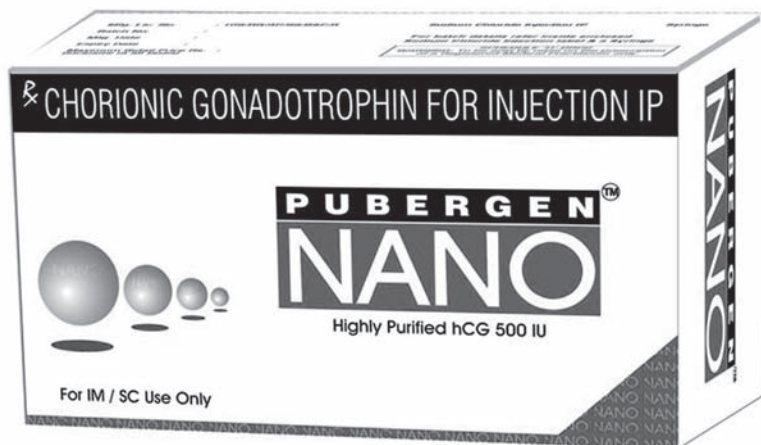
- Family members and doctors are your well-wishers and will not allow you to take the risk. I am advocating this Fat Cleanse after trying it on myself, my family members and many close friends. A pregnant woman’s placenta makes 100,000 to 300,000 IU of HCG, the excess of which she passes out through urine. I am talking about a dose of 125 IU per day. So, shed all fears from your mind. Plan a Fat Cleanse. So far, there are no reported risks.
- The next problem is the administration of HCG injection. Any nurse in your neighbourhood will do it for a maximum of Rs.50/- per injection. Use a 26 gauge 1½” needle for hips, so that it goes into the protein part for absorption by blood, and not into the fat to be wasted. Gradually, patients may learn to inject themselves or take help of their family members. Self-injection or with help of family members is very convenient and cost effective (see the process of self-injection on page 131).

Getting the HCG medicine

HCG medicines are normally available over the counter and cost roughly Rs.200/- for a 500 IU ampoule. It makes four sets of injections of 125 IU each.

Thus, we need six HCG Nano injections of 500 IU costing approximately Rs.1200/-. Often ampoules of 500 IU are not available, whereas ampoules of 2000 IU and 5000 IU are easily obtainable. However, it is difficult to make 16 equal parts of 2000 IU or 40 equal parts of 5000 IU injections.

Also, keeping it for more than 4 days in syringes, spoils the medicine.



HCG injection

Distribute the medicine from 500 IU ampoule evenly in four syringes. These are the four doses. Keep it in the fridge and use one daily for four days.

If the quantity of doses is a few units more or less than 125 IU, it doesn't matter. The body adjusts itself. Unequal doses will give the same effect because burning of abnormal fat starts only after 72 hours of the first dose.

Losing weight during pregnancy

A pregnant lady does not need HCG injection to lose weight. Only diet protocol is enough. She can drastically reduce her diet without feeling hungry or uncomfortable, and lose weight without harming the foetus in any way. During pregnancy, the diencephalic fat banking capacity is unlimited and the fixed fat deposits are transferred back into normal circulation and freely drawn upon to make up for any nutritional deficit. Every gram of reserve fat is placed at the disposal of the growing foetus. HCG is produced in large quantities in the placenta, which brings about this diencephalic change.

Contra-indications

There are no contra-indications to the HCG method. Oral contraceptives may be used during the treatment. It can be continued in the presence of pus forming, large infected wounds and major fractures, or, during surgery, general anaesthesia or even fever or malaria.

You should consult me before doing a Fat Cleanse, if you have ever had an allergic reaction to HCG or if you have:

- asthma
- cancer or a tumour in the breast, ovary, uterus and prostate
- epilepsy
- heart disease
- hypothalamus or pituitary gland disease
- kidney disease
- migraine
- ovarian cyst
- premature puberty
- thyroid or adrenal gland disorder
- undiagnosed uterine bleeding

How to use/inject HCG?

HCG is given as an injection under the skin or into a muscle. It may produce little or no tissue reaction. It is completely painless. Use distilled water provided with the injection, as any other distilled water may cause a reaction and induce pain for a few hours.

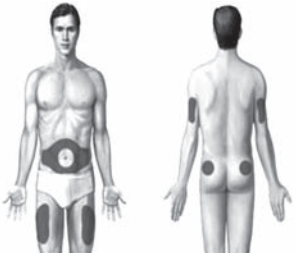
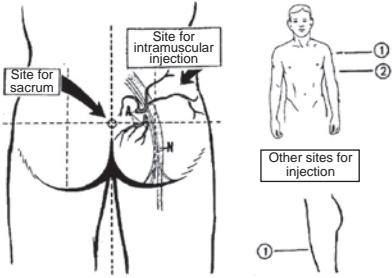


A daily injection should be given at intervals of 24 hours (or as close to it as possible).

- Make sure you have all the items needed- syringe with HCG, alcohol swab, etc..
- Wash your hands with warm, soapy water and dry them with a clean towel.
- Select a site for the injection, wipe it with an alcohol swab and wait for it to dry.



26 gauge 1½" syringes

Preferred sites for injection

<p>Buttocks are the preferred site for administering the intramuscular injection. The gluteal muscles of this area are thick and are utilised frequently in daily activities, resulting in complete absorption of the injection.</p>	
<p>To identify the injection site, draw an imaginary horizontal line across the buttocks, from one hip bone to another. Then, divide each buttock in half with an imaginary vertical line. The four imaginary sections of the buttock are referred to as quadrants. The proper location for an injection is the upper outer quadrant of either buttock.</p>	
<p>A good suggestion is to inject yourself in different areas, such as either of the quadriceps or right arm, left arm, stomach, right and left gluteus (buttock). You can inject in the same general area, but try to keep a gap of at least one inch. Some patients inject HCG in their stomach, because of less nerve endings in that area and an easy to reach location.</p>	
<p>If you decide to self-inject HCG, make sure you clean the injection area thoroughly with an alcohol swab. Then, pinch the skin in the area and insert the needle directly into the muscle. Remember to relax your muscle as much as possible before injecting.</p>	

After selecting the injection site..

- Remove the needle cap.
- Pinch a 2" fold of skin between your thumb and index finger.
- Hold the syringe the way you would hold a pencil or dart and insert the needle at nearly 45° into the pinched skin, until the needle is completely inserted.
- Slowly push the plunger all the way down to inject HCG.
- Remove the needle from the skin and gently hold an alcohol swab on the injection site.
- If there is bleeding, press the site for a moment.

Concluding the course

After the last, i.e., 23rd injection, continue consuming the 500 calorie diet for another 3 days, because the HCG effect continues for 72 hours after its administration. Then for the next three weeks, limit your food intake to 1200 calories. After that, have your choice of food within the 2000 calories limit and you will wonder why you are still not gaining weight.

Conclusion

The HCG diet protocol method is not simple. But, simple treatments do not bring permanent results. When the abnormal cellulite fat leaves the body, you will feel unprecedented freshness, vigour and vitality. After the 26 - days treatment, patients feel 10 years younger. I am not listing cures, but almost every medical problem improves after the Fat Cleanse.

Further courses

The HCG method of losing weight is self-limiting. It becomes completely ineffective as soon as all abnormal fat is consumed. When a patient has more than 7 kgs to lose, the treatment takes longer, but the maximum dosage given in a single course is 40 injections. As a rule, patients should not lose more than 10 kgs at a time. The treatment is stopped when, either 10 kgs have been lost or 40 injections have been given. Patients' desiring to lose more weight can repeat the Fat Cleanse only after six month of the first cleanse. Once patients have lost all their abnormal superfluous fat, they feel hungry with continued injections.

Summary

Plan of a normal course:

1. 125 IU of HCG injections daily.
2. Forced eating four days before and three days after start of the Fat Cleanse is necessary.
3. After the 3rd injection, the 500 - calorie diet to be started and continued for 72 hours (three days) after the last injection.
4. After three weeks of completing the treatment, all food is allowed except starch and sugar in any form.

Frequently asked questions

1. What is the maximum weight loss possible in a single Fat Cleanse of 26 days?

The maximum weight loss in a Fat Cleanse programme of 26 days could be upto 7-8 kgs. Here, I must emphasise that this weight loss consists of hard cellulite or abnormal fat.

2. Is Fat Cleanse a permanent cure for fat reduction?

A permanent cure for fat reduction is possible only when you follow the rules of nature, such as living in a forest and eating only raw food, the way all animals live. If you start eating less, increase your fibre intake, walk or exercise more, chew better and drink more water, then you can achieve permanent weight loss. However, if you decide to continue with the present life style and eat more than 2000 calories per day, then the fat will begin to accumulate again.

3. Where can we get the HCG injection for Fat Cleanse?

You can request your local medical shop for 500 IU of HCG injections. In case, if it is not available, you may try it online.

4. What are the side effects of this cleanse?

Among 'side-effects', the most important ones are very high energy levels, well-being, reduced chances of heart attack, good skin and many more that you can experience only after a cleanse!

5. After how many doses does the weight reduction start?

The effect of HCG hormone can be seen after three days. After 7-8 days, weight loss becomes very obvious.

6. I am currently doing a Fat Cleanse and have taken 17 doses, but have not lost more than 2 kgs despite strict adherence to the prescribed diet. Please advise.

During the 17 days, the first three days are not to be counted for weight loss. In 14 days, a 2 kgs loss is relatively low, but you can hope to lose more as you complete the full treatment.

7. After my second Fat Cleanse, I lost only 4 kgs, but the inch loss was substantial. Was my cleanse successful?

You have lost abnormal fat and the inch loss is proof. Blood decides from where to draw the fat from the body and how to use it, based on specific needs of the body.

8. Would one become under-weight with repeated Fat Cleanses?

It is not possible. In a Fat Cleanse, only abnormal fat is used for circulation.

9. I am 65 kgs. Can I undertake this cleanse?

Hopefully not! Please read the BMI chart given on page 125. However, if you are on the higher side, you can do the cleanse.

10. I have noticed that the 125 IU injection made from an ampoule of 2000 IU HCG injection causes pain while the same made from 500 IU does not. Why?

All manufacturers make similar products. Yet, a few patients respond better to a specific manufacturer's product. Sometimes, you may not get 500 IU of hCG ampoules despite all efforts. In that case, as a last option, you may get an ampoule of 2000 IU and make eight doses of 250 IU each. Use the first dose immediately, second dose after two days and the third dose after four days. Throw away the remaining five doses, as it is not good for use after four days.

11. During my second cleanse, I took more than 40 injections of HCG, but still did not feel hunger pangs. I also stopped losing weight. What is the right time to stop the cleanse?

There is something wrong. After 40 injections, you must feel hunger pangs as the body becomes immune to HCG. You can contact me with full details for more information.

12. My belly is bloated, but my arms are thin. How does one determine the length of the needle to be used when injecting in the arms, hip, etc.?

The medicine must reach the protein part of the muscle. The portion near the skin is made of fat. Protein is located beneath the fat layer and hence, a 1½" needle could be a better option.

13. Please explain the intake of the dosage through the mouth and its effects?

The intake remains the same with varying results. Some people have reported good results, even if the medicine was taken orally, but intramuscular injections give best results.

14. Can one use the same syringe, but with a different needle each time?

Yes.

15. Can the dose be taken at night, just before going to bed?

Yes, but preferably, the same time should be maintained.

16. Why do you recommend to do all other cleanses before doing a fat cleanse?

Imagine a room locked for 40 years. You want to clean it. Correct method is to first clean it with a hard coconut broom, then use soft *phool* broom, do wet moping, followed by washing to get the best results. If you are straight away going to wash it, then a lot of energy will be wasted on cleaning that garbage which could have been removed by lesser efforts.

Fat cleanse is a big effort. Use it only for removing excess abnormal fat. I suggest doing a Fat Cleanse only after completing Kidney, Acidity, Parasite and Liver cleanses, for best results.

17. Is medical supervision a must during the Fat Cleanse, especially while taking injections, counting calories and preparing the medicine?

It is 'Cure Yourself – *Apna Ilaj Apne Haath*'. You do not need any medical supervision. If you still need help, you can contact me.

18. Is HCG a unique medicine for this cleanse or do you recommend substitutes as well?

Fat Cleanse is called HCG Diet Protocol treatment. The fat loss is only due to HCG. You can substitute HCG injections with HCG ACTIVATOR Tablets. However, it may not be equally effective.

Visit the website <http://www.biovea.com>.



19. Your other cleanses require natural products, while this cleanse is done with an allopathic formulae. Any specific reason?

Only this medicine gives the desired effect. In fact, if it could be used in a natural form, then it would have been better. But, currently it is not possible to get urine from a pregnant lady on a regular basis.

20. Does this cleanse affect fertility in the long term, especially if it is repeated very regularly and at short intervals of time ?

A Fat Cleanse can be repeated only at an interval of minimum six months. For fertility related treatments, the 5000 IU injections are given in a course of seven injections or so. We are prescribing 1/40th of this dose. Thus, in no way will it affect fertility.

21. What happens if one gives up the cleanse midway due to any reason? Would one gain weight rather than losing it?

No problem, except that you won't get the desired results.

22. Are the results of a Fat Cleanse the same in men and women?

Results are similar. Weight and inch loss differs from person to person. Some people lose in one part of the body, while others may lose in another part.

23. Is there a way by which this cleanse could remove tyres from my waist, since I am quite thin otherwise?

Those ugly tyres will be removed from the waist just after a Liver Cleanse and you may not need a Fat Cleanse.

24. If, by chance, I inject myself at a location slightly away from those recommended, would I hit a nerve and seriously hamper my body functions?

The locations suggested for the injection do not have any major nerves in the nearby area.

25. Is it medically safe for a person with high cholesterol to do a Liver Cleanse before doing a Fat Cleanse?

Raw extra virgin olive oil does not harm the body. On the contrary, a Liver Cleanse will help in reducing LDL cholesterol.

26. Is it safe to consume sugar free tablets during Fat Cleanse?

No, you don't need to consume sugar free tablets.

27. Can beet root be consumed during Fat Cleanse, as it contains carbohydrates and sugar?

Yes, it can be consumed, but in a very limited quantity.

28. Are three egg-whites and one egg-whole better for protein content during Fat Cleanse or 100 gms *paneer* made from toned milk?

Three egg-whites and one egg-whole are better than 100 gms of *paneer*.

Colon

The intestine (or bowel) is a segment of the alimentary canal, extending from the mouth via stomach to the anus. It consists of two segments, the small intestine and the large intestine.

While the small intestine plays a major role in absorbing nutrients from food, the large intestine plays a comparatively much smaller role. It stores waste, reclaims water, maintains water balance, absorbs certain vitamins (such as vitamin K) and provides for flora-aided (mostly bacterial) fermentation. The colon is a part of the large intestine and the final part of the digestive system.

Structure

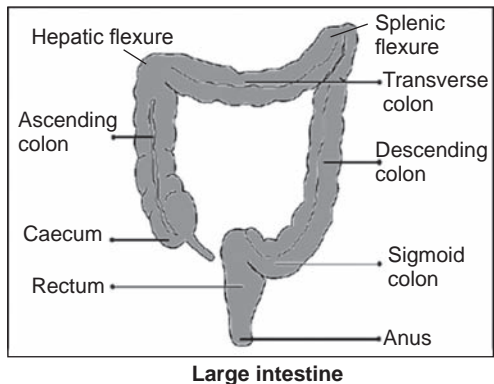
The colon is a five feet long muscular tube that connects the small intestine to the rectum, the holding area for the stool.

The colon is divided into four parts. The ascending colon is the start of the colon, on the right side of the abdomen. It continues upward to a bend called the hepatic flexure.

The transverse colon follows the ascending colon and hepatic flexure, and lies across the upper part of the abdomen. It ends with another bend in the colon called the splenic flexure.

The descending colon follows the transverse colon and splenic flexure and is located on the left side of the abdomen.

The sigmoid colon is the end of the colon and connects to the rectum.



Function

The colon and rectum extract water, salt, vitamins and nutrients from indigestible food, process food that was not digested in the small intestine and eliminate solid waste from the body. The colon reabsorbs fluids and processes waste products for elimination. Partly broken down or digested food moves from the small intestine into

the colon. Digestion continues in the colon as bacteria breaks down some food materials into smaller pieces.

Water and some nutrients are absorbed by the inner lining of the colon (also called epithelium). The liquid waste remaining in the colon turns into semi-solid stool (also called feces). The inner lining of the colon, or mucosa, also makes mucus, so that stool can easily move through the colon and rectum.

As stool moves to the end of the colon, it becomes solid. It leaves the colon and moves into the rectum. When the rectum is full, a signal is sent to the brain to push the stool out of the body through the anus.

Problems

When the colon does not function properly, it begins to absorb toxins instead of eliminating them, thereby causing the following problems:

- headaches
- gas, bloating and constipation
- diverticulitis
- weight gain
- low energy and fatigue, and other chronic illnesses

Causes

The colon plays host to a zoo of bacteria, over a hundred micro-organisms live in the colon. A proper balance of healthy bacteria must be maintained inside the colon to avoid digestive ailments. Unhealthy food habits often harm this balance and cause various stomach problems. These problems can be caused by undigested food, as most food that we eat today are loaded with additives, preservatives and other chemicals, leading to a build up of toxins in the colon, which affect the body.



Junk food - hard on colon

From the air we breathe and the water we drink, to the hundreds of chemicals we come into contact with each day – it all takes its toll on the colon and ultimately, on our overall health.

Symptoms

An obstructed colon can show one or more of the following symptoms:

- Allergies
- Bad breath
- Body odour
- Colitis
- Constipation
- Dark circles below eyes
- Depression
- Diarrhoea
- Fatigue
- Frequent infections (cold/flu)
- Gas and bloating
- Indigestion
- Irritability
- Irritable Bowel Syndrome (IBS)
- Parasites, especially tapeworms
- PMS (Pre-Menstrual Syndrome)
- Skin problems (acne, eczema, etc.)

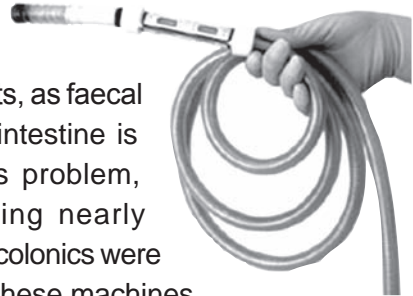
Colon Cleanse

Everybody is not lucky enough to have regular defecation in the morning. The number of bowel movements generally decrease with age. The most common pattern is one bowel movement a day, but this pattern is seen in less than 50% people. Moreover, most people are irregular and sometimes, do not have any bowel movements in a day or the same number of bowel movements every day.

Stool can accumulate anywhere inside the colon and the rectum in the form of a thin film as well as stick to the walls of the colon. They hamper physical efficiency and cause a lot of discomfort, irritability, lethargy, bloating, flatulence and headaches. Cleansing the colon solves these problems and promotes total well being. Some of the techniques used for Colon Cleanse are given below:

Cleanse by Colonic Irrigation

It has been observed that enemas, the traditional method to cleanse the colon, do not give sufficient results, as faecal matter inside the colon and large intestine is hardly cleaned. To overcome this problem, a Colon Cleanse machine costing nearly Rs. 10 lakhs was invented and many colonics were trained. We now have a number of these machines in India. They charge approximately Rs. 2500/- for a single Colon Cleanse session. Most of the patients have found it beneficial.



Procedure

The patient sits down on a special chair, at a 45° incline with legs spread at a 30° angle.

A single use nozzle of nearly one centimetre diameter and five inches length is inserted into the anus using a lubricant.

Carbon filtered and UV ray disinfected water is gently infused into the large bowel to soften and loosen the waste in the colon. This water is supplied at body temperature. Simultaneously, the colonic also uses a massager on the abdomen to loosen hard faecal matter.

Nearly 40 litres of water is pumped in the colon in 45 minutes. The residual faecal matter comes out of the anus along the sides of the

pipe. This process does not clean the small intestine because there is an ileocecal valve between the two intestines, which prevents matter from going back into the small intestine from the large intestine.

It is recommended not to eat heavy food for two hours prior to the session. All patients feel fresh after a cleanse.

Colon Cleanse at home

Colon Cleanse by a colonic is good, but it has two practical difficulties:

- The patient has to leave his/her home and go to a colonic
- Administration fee of nearly Rs. 2500/- per session is rather high

To overcome these problems, we have devised a simple method that can be done in the privacy of your home. This works on Indian as well as European toilets.

Hold a hand jet spray with running water near the anus.

Do not insert the spray inside the anus, as the pressure of the water is sufficient for it to enter the large intestine.

Soon, it builds up pressure inside and most of the faecal matter, including old

accumulated junk inside the colon is thrown out. The resultant freshness is unbelievable.



Hand held jet spray

Regarding frequency of this procedure, like all other cleanses, we suggest that you do it once. Subsequently, you can decide the frequency for yourself. It is safe to do it once a week. However, doing it daily may remove some of the beneficial bacteria that help in the digestion of food.

I discussed this process with a reputed doctor who practices Colon Cleanse in Mumbai. I asked him about the ramifications of my experiment. He had the following observations about using a regular jet spray at home:

The water being sprayed inside is not at the same body temperature.

I confirmed that this is hardly inconvenient, in view of the large benefits involved.

He suggested that using regular tap water may transmit infection and damage the walls of the intestine.

I told him that we use tap water for rinsing our mouth after brushing teeth. We also eat salads that have raw vegetables washed in regular water, without suffering ill-effects.

He asked me whether I have experimented it on myself.

I confirmed that I had, whereupon he admitted that doing this type of Colon Cleanse at home is very good for everyone, because it takes only five minutes, involves no cost and is very convenient and safe. He, however, apprehended that this may affect a colonics business.

Enema

Another option is to take an enema, in which a liquid is passed through a tube into the rectum to stimulate bowel movements. Enema can be taken by the patient himself/herself from the comfort of his/her home, preferably without any external help.

Benefits

The secret to beautiful skin is a healthy colon. It rejuvenates our entire system by enhancing anti-oxidant activity in the body, thereby slowing the aging process considerably.

Colon Cleanse is beneficial in restoring good health by:

- Clearing the colon of old hardened waste and harmful toxins
- Reducing the absorption of toxins via healthy mucosa
- Strengthening peristaltic (natural muscular contraction) activity in the colon
- Promoting normal and regular bowel movements
- Providing a favourable environment for bacteria and micro-flora necessary for digestion
- Reducing fat deposition in the body due to improved hydration
- Improving tissue metabolism (hydration leads to better lipid metabolism)
- Enhancing energy levels and toning the muscles (resulting in overall fitness)

Frequently asked questions

1. I am going for a colonoscopy. Can I go for a Colon Cleanse prior to it?

Of course. Your doctor himself may advise you to undergo for a Colon Cleanse before the test. It will enhance the effectiveness of the colonoscopy. Many people are advised to do the cleanse by alternative therapists, including homeopaths, acupuncturists and herbalists. By detoxifying the system, these therapies tend to be more effective.

2. How can Colon Cleanse help my digestive health?

Colon Cleanse is a gentle internal bath that helps in eliminating stored faecal matter, gas, mucus and toxic substances from the colon. Additional benefits can often be observed in the form of radiant skin, more energy and mental clarity, fewer headaches, improved blood circulation, better immunity and weight loss, among others.

3. Is Colon Cleanse safe?

It is completely safe.

4. Does Colon Cleanse hurt?

The procedure itself does not cause pain. At the start of the procedure, you may experience some uneasiness and a strange sensation and the urge to relieve, but most people get used to it in the first few minutes, and even find the process relaxing and uplifting. You may also use massage, vibration, reflexology and reiki, as well as other modalities to make your treatment comfortable and effective.

5. How many sessions does a person need for this treatment?

It all depends on your condition and on the results of the first Colon Cleanse. If this condition has been building up for years, it is unlikely that it will disappear after a single session. In that case, try it again the next day.

6. Can I lose weight after going Colon Cleanse?

You will definitely lose some weight. Just bear in mind that you lose wastes only, not fat or cellulite.

7. Can I do a Colon Cleanse if I am on my period?

You can do a Colon Cleanse during your period. Infact, doing a cleanse during periods makes 'those' days easier. Please make sure you have a spare tampon or towel to use immediately after the treatment.

8. Can I do a Colon Cleanse if I am pregnant?

It is not recommended at any stage of the pregnancy. For more information, please send an email to me and I shall advise precautionary measures on a case-to-case basis.

9. How does the Colon Cleanse compare to an enema?

Colon Cleanse is a much more comfortable experience, where the patient's dignity and privacy is maintained. A single session is said to be equivalent to 10 enemas and does not lead to a habit.

10. Does a Colon Cleanse, cleanses the entire colon or only a part of it.

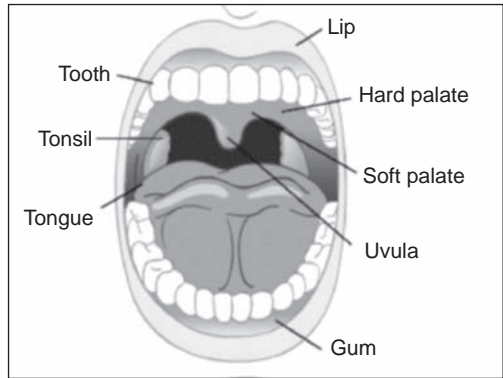
The Houston valve is located between the transverse colon and descending colon. Therefore, mainly sigmoid and descending sections are cleaned. Generally, only these two are affected by constipation.

Mouth

Mouth is a hollow cavity and an anterior part of the alimentary canal. The alimentary canal is responsible for processing the food we eat.

Structure

The part of the mouth in front of the teeth is called the vestibule, while the one behind is the mouth itself. Several sheets of muscle tissue are attached to the inner surface of the jawbone or mandible from the floor of the mouth. The cheeks are sufficiently flexible to allow the mouth to open and close. The palate, a thin sheet of tissue, which



Structure of mouth

separates the mouth from the nasal cavity above, forms the roof of the mouth. At the back, the mouth cavity joins with the pharynx (the cavity connecting the nose, mouth and larynx), while at the front, it produces a range of sounds through the lips. Except the teeth, the entire inner surface of the mouth is lined by a mucous membrane.

Functions

Bounded by lips, cheeks, floor of the mouth and palate, the mouth performs the following functions:

Digestion

The digestion process begins in the mouth. It receives food by ingestion, breaks it into small particles by mastication or chewing and mixes it with saliva. The digestive functions of the mouth include:

- Taste
- Chewing, grinding and mixing of food
- Formation of a bolus
- Swallowing and initiation of digestive processes

Breathing

The mouth is a passageway between the pharynx and the outside body. It can aid in breathing when the nose is blocked or inadequate, for instance, during strenuous exercise, flu, cold, etc..

Speech

The mouth plays a vital part in speech. Alterations in the shape of the tongue and the lips modify sounds produced by the vocal chords in a way that they become recognisable as syllables.

Poison making

We have glands in our mouth that produce venom-like proteins called cytokines. Cytokines are proteins designed to kill micro-organisms in our mouth, before food or saliva is swallowed. During the night, the alimentary canal discards all residual waste towards the anus and mouth. This poisonous material is very strong. Long ago, it was a custom amongst kings to make slaves keep 20 gms of rice in their mouth for 20 minutes in the morning. The rice absorbed the toxins in the mouth. Afterwards, they would spit this rice into a bowl and dry it in the sun. This rice was sent to the enemy camps to poison them.

Problems

Several health problems are associated with the mouth and the unhealthy bacteria flourishing inside, including an increased risk of stroke, heart disease, arthritis, diabetes, bronchitis, pneumonia and premature births. However, we will discuss problems specific only to the mouth.

Bad breath

The main source of bad breath (or halitosis) is the tongue. When layers of bacteria are embedded on the tongue, it produces foul smelling volatile sulphur compounds. Other possible bad breath causes are dry mouth and food, such as onions and garlic.

Gingivitis

Gingivitis is an early form of gum disease caused by plaque, a sticky bacterial film that forms on our teeth. These bacteria also carry toxins that cause gum irritation.

Oral thrush

Oral thrush is a fungal infection, which appears as raised creamy spots on the lining of the mouth, lips and throat.

Mouth ulcers

They appear on the insides of lips, cheeks or floor of the mouth, and may occur as a result of aggressive tooth brushing, eating very hot food, food allergy, etc..

Causes

Mouth is home to thousands of bacteria, viruses, fungi, parasites and their toxins. Our immune system is constantly fighting these troublemakers. Excessive stress, poor diet, poor oral hygiene and environmental toxins help these unwanted organisms spread throughout the body leading to secondary infections, chronic inflammation and several other health problems.

Symptoms

Some of the common symptoms of mouth problems are:

- Bad breath
- Discolouration of teeth
- Ulcers in cheeks and gums
- Bleeding gums
- Loose teeth
- Tooth decay

Mouth Cleanse

Mouth Cleanse, also known as Oil Pulling Technique (OPT) is a mouth cleansing method designed to deal with serious oral conditions, such as bad breath and tooth decay. It creates an environment favourable to good health. Even if you have already developed an oral disease, you can reduce and even reverse it.

Before or after a Mouth Cleanse, it is recommended to do a Colon Cleanse. A Colon Cleanse helps in eliminating toxins, faecal matter and plaque from your intestine, which in turn rejuvenates your health and vitality.

Oil pulling technique

Oil pulling technique or Mouth Cleanse is called *kavala graham* in Ayurvedic texts, which can cure a variety of illnesses, ranging from heart disease and digestive troubles to hormonal disorders. The technique is not only curative, but also prevents health problems. The oil pulling technique can also fix loose teeth, which no dentist can do.

In the *Charaka Samhita*, the *Sutra Sthana* chapter says, “By doing oil pulling with sesame oil (तिल तेल), teeth are not affected by cavities and become firmly rooted. Tooth pain and sensitivity to sour items will be healed and one will be able to chew the hardest food items.”



Oil pulling

Ingredients

For a Mouth Cleanse, take sesame oil or any other oil which suits you, such as mustard, sunflower, groundnut oil, etc.. If you are allergic to a particular brand of oil, change the brand or type of oil.



Kachchi ghani
mustard oil



Sesame oil

Procedure

Pour 20 ml of oil in your mouth in the morning, on an empty stomach before drinking any liquid (including water). Swish the oil in your mouth. Remember not to swallow or gargle it. You will notice that the oil begins to get watery as the saliva in your mouth mixes with the oil. Keep swishing. If your jaw muscles get sore while swishing, it means you are putting too much effort into it. Relax the jaw muscles and use your tongue to help move the liquid inside your mouth.

As the end of the session approaches, you may notice that the oil-saliva mixture in your mouth has become thinner and the quantity of liquid has increased. After 20 minutes, spit the oil. Do not be alarmed if the liquid is yellowish. It is due to the removal of toxins from the mouth. Rinse your mouth thoroughly with warm or plain water and brush as usual.

What to expect initially?

Mouth Cleanse may not be a very comfortable exercise to begin with. Initially, when you start pulling, mucus may build at the back of your throat. You may even have to expel the oil and clear the mucus before completing 20 minutes. In such a case, take another spoonful of oil and continue for 20 minutes.

You may also experience a little nausea and may even need to vomit, as your mouth expels toxic waste. These symptoms will subside as you become more comfortable with oil pulling. For some people who have various illnesses manifesting simultaneously, the condition might worsen. This is due to the initial removal of the primary infection that causes secondary infections to dominate temporarily.

After a few days, these secondary infections will disappear and other infections may take its place. Under these circumstances, the affected person should continue the treatment to facilitate rapid healing. A brief worsening of health is an excellent sign of the body healing itself. For example:

- The skin might itch during an infection or inflammation from an injury or wound. The same itching may aggravate during the cure of the wound/injury.
- When a bone breaks due to an accident, the pain is more severe at the time of setting and also, during the process of healing.

Benefits

When you rinse your mouth with oil, it acts as a cleansing agent that removes bacteria and other toxic debris from the teeth and gums. When we expel these harmful substances from our mouth, our overall health improves significantly. Teeth become whiter, breath becomes fresher and the tongue and gums have a healthy pink colour. Even problems, such as tooth decay and bleeding gums are diminished or completely healed.

People who have undergone the Mouth Cleanse have also reported relief from acidity, asthma, bronchitis, cracked feet, eczema, headaches, heart



Whiter teeth after oil pulling

problems, intestinal diseases, joint pains, kidney diseases, lung and liver problems, nose blocks, problems connected with nerves, stomach problems, thrombosis and ulcers, and various other health issues. A Mouth Cleanse also helps overcome chronic skin problems. It is found to be very helpful in treating gynaecological issues as well.

Do's and don'ts

- Brush your teeth and gums for one to two minutes.
- Brush around the edges of gum in a circular motion.
- Use a soft bristle brush and do not brush hard. Remember that nature intended no brushing of teeth. We need it because we eat cooked food.
- Try to use homeopathic or herbal toothpastes, as they are better suited for your oral health.

Conclusion

If, as they say, the way to a woman's heart is through her ears and to a man's heart is through his stomach, then the way to good health is definitely through the mouth. Make it a goal to become 'orally self sufficient' by practicing good mouth and gum cleansing.

Frequently asked questions

1. Who can practice Mouth Cleanse?

Anyone above the age of five years can practice it. Children should use only one teaspoon (5 ml) of oil for pulling. People with artificial dentures should remove them before swishing. Women can practice this therapy during periods as well as pregnancy.

2. What is the best time to practice Mouth Cleanse?

Mouth Cleanse, done in the morning on an empty stomach delivers best results. However, you can do the Mouth Cleanse any time, as per your convenience.

3. How long should one do the Mouth Cleanse?

Initially, you can perform the process for 20 minutes at a time, 2-3 times a day for quick results. However, depending on how you feel after the first session, you can determine the duration of the subsequent sessions. You should continue doing the Mouth Cleanse until you regain the original health of your mouth and gums, besides feeling fresh and sleeping well. You can also make it a regular habit and do this cleanse every day.

4. How much time gap is required to eat or drink after a Mouth Cleanse?

After doing a Mouth Cleanse, wash/rinse your mouth and then you can eat or drink right away. No time gap is required.

5. Can we decrease the quantity of oil from 20 ml to 10 ml?

It is possible to get the desired results with 10 ml of oil. You may increase it, if needed. I use 20 ml of mustard oil.

6. Can we do any other work while doing a Mouth Cleanse?

It is advised to do a Mouth Cleanse slowly with your chin up, preferably in a sitting position, to make sure that the oil is pulled through the teeth and touches all portions of the mucous membrane in the oral cavity. However, if you are short of time, you can also do any other work while doing a Mouth Cleanse.

7. What to do if the following problems arise during a Mouth Cleanse?

Oil does not become watery or thin even after 20 minutes of pulling and it feels as it is being absorbed and reducing in quantity.

Under normal circumstances, the mouth will not absorb the oil. If it does so, the reason is lack of adequate salivation, due to lack of fluids in the body. In such a case, you must drink two or three glasses of water, go for a walk for 30 to 45 minutes and then do oil pulling.

Nose block due to accumulation of mucus.

Clean and blow your nose to avoid a nose block.

Sneezing and coughing sensation.

Irritation may cause sneezing or coughing during the Mouth Cleanse. Do it slowly, in a relaxed state, to avoid irritation. Stop and relax if you feel irritation or a sneezing sensation. It will eventually subside. However, if the symptoms continue, you can spit the oil and restart the therapy once the symptoms subside.



Sneezing

Phlegm in the throat comes into the mouth.

If phlegm comes into the mouth, spit it out and do the cleanse with fresh oil again.

8. How long will it take to cure a particular disease?

The duration would depend on the age, state of health, disease, diet and other habits of a person. Chronic diseases may take a few weeks to a month to subside, whereas acute diseases can be cured in 2-4 days.

9. How does a Mouth Cleanse cure/heal diseases?

Mouth Cleanse acts as an analgesic in relieving pain, antibiotic in fighting infection, anabolic in fixing loose teeth, and anti-inflammatory in reducing sensitivity of teeth. It influences the nervous, endocrine and immune systems to achieve balanced health.

10. Are there any allergic reactions? Can regular medication be continued during a Mouth Cleanse?

Normally, there are no reactions. Cleansing is a smooth, gentle and pleasant process. Sometimes, the condition may worsen, before it gets cured. In case the aggravation is not tolerable, you may stop it for a few days and try again later. If you are on any

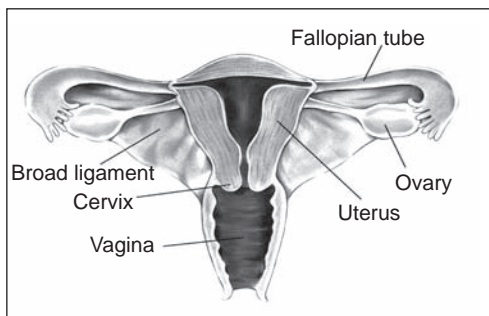
medication, try to gradually taper them as you find improvement through oil pulling. In case of any chronic disease, if it is not possible for you to reduce or stop your regular medicines, Mouth Cleanse may not be effective in curing your chronic disease, but will certainly reduce the side-effects of the drugs.

Poly-cystic Ovarian Syndrome (PCOS)

The ovary is an ovum producing reproductive organ. It is often found in pairs, as part of the vertebrate female reproductive system, and helps in developing the secondary sex characteristics in the female body.

Structure

An ovary is black in colour and located along the lateral wall of the uterus in a region called the ovarian fossa. Each ovary is nearly 4 cm x 3 cm x 2 cm in size. Ovaries in females are analogous to testes in males, in a way that both are gonads and endocrine glands.



Female reproductive system

Functions

Ovaries secrete hormones, such as oestrogen, testosterone and progesterone. In women, 50% of the testosterone is produced by the ovaries and adrenal glands, and released directly into the blood stream. Oestrogen is responsible for the appearance of secondary sex characteristics in females at puberty and maturation, as well as for maintenance of reproductive organs. Progesterone prepares the uterus for pregnancy and the mammary glands for lactation. It also functions with oestrogen by promoting menstrual cycle changes in the endometrium.

Problems

The problems associated with an ovary are:

- Ovarian cysts and Poly-cystic Ovarian Syndrome (PCOS)
- Premature ovarian failure
- Ovarian torsion (twisting of the ovary)
- Ovarian cancer

Among these, PCOS is the most common endocrine disorder in women of reproductive age, affecting as many as one out of every seven Indian women. Often, the symptoms begin during the teen years.

In this chapter, we will mainly discuss PCOS and its cure through a cleansing process.

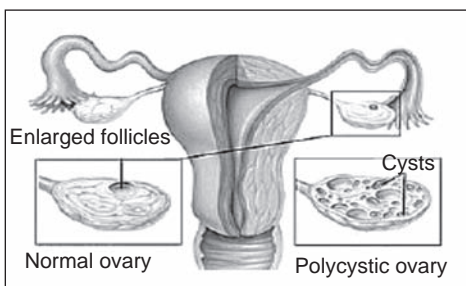
Poly-cystic Ovarian Syndrome (PCOS)

Ovarian cysts are closed, sac-like structures within the ovary, filled with a liquid or semi-solid substance. PCOS is a problem wherein a woman's hormones are out of balance. One hormone change triggers another, which in turn triggers another hormone change and so on. As a result, the sex hormones fall out of balance.

Normally, the ovaries make a tiny amount of male sex hormone, androgen. In PCOS, they start making slightly more androgen than normal.

This may result in acne, lack of ovulation and growth of facial and body hair in excess.

Over time, it can lead to a number of serious health problems, such as infertility, diabetes and heart disease.



An ovary with cysts

Women with PCOS have low-grade inflammation, which may be a cause for insulin resistance. White blood cells produce substances to fight infection. This is known as inflammatory response. When inflammatory response is triggered, white blood cells produce substances that may contribute to insulin resistance and atherosclerosis.

Causes

Women, whose mothers, sisters or grandmothers have had PCOS, are at a higher risk of developing it. Some of the causes are:

- Exposure to excessive amounts of male hormones (androgens) by the developing foetus, may alter proper gene expression. This means that the affected genes will not function properly later in life, causing PCOS during the reproductive years of a woman.
- PCOS is also caused by bad diet, lifestyle and exposure to certain environmental toxins.

Symptoms

Pain in the abdomen or pelvis is the most common symptom of an ovarian cyst, but most cases of PCOS are asymptomatic; symptoms tend to be mild at first. The most common symptoms are:

- Acne
- Weight gain and trouble in losing weight
- Often, women have thicker and darker facial hair growth and more hair on the chest, belly and back
- Thinning of hair on the scalp
- Fewer than nine periods a year. While some women have scanty periods, others may have very heavy bleeding
- Uterus may become bulky and larger than normal
- Recurrent miscarriages, depression and mood disorders

If the cyst has reached a large size, other symptoms may arise as a result of the pressure or distortion of adjacent anatomical structures. These symptoms can include:

- Abdominal fullness or bloating
- Indigestion
- Feeling full after eating only a small amount (early satiety)
- Urinary urgency and urine incontinence
- Difficult bowel movements
- Pain during sexual intercourse

Risks

PCOS, if untreated may cause:

- Infertility
- Menstrual cycle irregularities
- Increased risk of endometrial and breast cancer, due to excessive secretion of oestrogen hormone
- Cardiovascular diseases
- Diabetes and gestational diabetes

PCOS Cleanse

This cleanse will help jump start weight loss, remove unwanted toxins, hormones and chemicals from your body and bring your body into balance. It benefits overall reproductive and general health. You can try any of these ingredients/methods, but do not do them simultaneously.

Cinnamon (दालचीनी)

Cinnamon is a very effective home remedy for PCOS. It can help normalise menstrual cycles and curb sudden hunger pangs, owing to its high fibre content.



Cinnamon

Usage

- While making curd from milk, add 20-25 gms of cinnamon in milk. This curd, during the process of fermentation, absorbs the medicinal properties of cinnamon. Eat a cup of this curd thrice a day for two weeks. Prepare fresh curd every day.
- Add 20-25 gms of cinnamon sticks in half a glass of water. Put it in the freezer, so that water becomes ice. The pressure of the ice squeezes medicine from the cinnamon. Take the ice out after 5-10 hours and let it turn to water. Chew the cinnamon and spit it out when it becomes flavourless. Drink this water empty stomach three times a day. Do it for four days while making fresh medicine every day.

Fenugreek (मेथी) seeds

Fenugreek promotes glucose metabolism in the body and improves insulin resistance. This, in turn, helps balance hormones.

It may also help lower cholesterol, aid weight loss and promote healthy heart functioning.



Fenugreek

Usage

- Soak three teaspoons (nearly 15 gms) of fenugreek seeds in water for six to eight hours so that they become soft and chewable.
- Have one teaspoon (nearly 5 gms) of the soaked seeds, along with some honey, in the morning on an empty stomach.
- Have one teaspoon of the seeds nearly 10 minutes before lunch and dinner.
- Continue this treatment for four days and notice improvement.

Apple cider vinegar

Apple cider vinegar can regulate menstrual cycles. It is beneficial in dealing with PCOS because it helps control blood sugar and excess production of insulin. Less insulin means less testosterone. It also helps in weight loss and improves overall health.




Usage

- Mix 15 ml of apple cider vinegar in a glass of water and drink it. If you are uncomfortable with the taste of vinegar, start with a lower dose of 5 ml and then move onto the standard dose of 15 ml, two or three times a day. If the taste is too strong, mix the apple cider vinegar with orange or any other fruit juice.
- Drink it daily in the morning and before meals. Within four days, you will notice the symptoms of PCOS receding.

Lunaception

According to author Louise Lacey, women's menstrual cycles are naturally wired to be in sync with the moon. In all early societies, before industrialisation and consumption of processed food, women ovulated at the full moon and menstruated at the new moon. While this was nature's default setting, hormonal disruption due to prolonged external stimuli has caused havoc and chaos in women's menstrual cycles:



- Random and uncomfortable periods are the effects of a bad diet and lifestyle that disconnects women from the rhythm of nature. Modern living means that most women abuse their bodies with various chemicals, cosmetics, antibiotics, prescription drugs, pills, extreme emotional stress, over-exercising, refined food and more.
- A key factor in hormonal imbalance is artificial light; it wreaks havoc on their sleep cycles. Their bodies are so sensitive to light patterns that women can regulate release of hormones by managing the light at night.

The concept of manipulating light to regulate menstrual cycles is called lunaception. Lunaception, as the name suggests, follows the pattern of the moon to increase fertility. Sleep in complete darkness, except for three nights in each cycle, i.e., on the 14th, 15th and 16th, when you can use a dim light. By avoiding intercourse on these three days, women can develop regular and healthy menstrual cycles. You will find tremendous improvement after three months of practicing lunaception and notice more energy, easier weight management, less PMS and more.

Procedure

Create a completely dark environment in your bedroom. Seal the edges of curtains around windows, so that no light seeps in. You can also put garbage bags over windows. Also, put a towel under the crack of your door. Once the lights are off, you should not be able to see your hand in front of your face.

- A sleep mask is not a suitable substitute, but it is better than nothing. The body can sense light in the environment through other openings, such as the ears or nose.
- If you visit the bathroom at night, put a red light bulb in the hallway and your bathroom. The red light, just like the firelight used in traditional cultures, will not trigger early ovulation.
- Sleep in complete darkness, except for the three days mentioned above. It is recommended to sleep in complete darkness for one to two months prior to night lighting, to help 'reset' the body.

Benefits

The PCOS Cleanse not only gets rid of unwanted cysts in the ovary, but also:

- Increases the rate of spontaneous ovulation
- Improves the environment of the uterus and prepares it for a healthy conception
- Decreases the possibility of miscarriage
- Prevents diseases, such as diabetes and atherosclerosis

Frequently asked questions

1. Why doesn't PCOS allow me to lose weight?

The answer is insulin resistance. Normally, women with PCOS do not process insulin properly and struggle to lose weight. Even a small weight loss of 5-6 kgs can be helpful in making menstrual periods more regular. Weight loss also has been found to improve cholesterol and insulin levels, and relieve symptoms, such as excess hair growth and acne.

2. What can irregular menstrual periods lead to?

Irregular menstrual periods can lead to infertility and in some women, the development of PCOS.

3. If I have PCOS, will I be able to get pregnant?

PCOS is one of the leading causes of infertility in women. A PCOS Cleanse helps your reproductive organs by making your cycles regular and assisting the ovulation process.

4. How can I cope with the emotional effects of PCOS? I am embarrassed to talk about such problems.

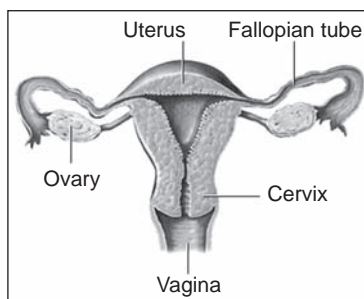
Having PCOS can be difficult, since most women are quite embarrassed by their appearance. Others may worry about not being able to get pregnant. Some women with PCOS might feel depressed. You can discuss it with your mother, sister, husband or friends. Find people who will take your problem seriously. You can also email me if you have any issues to discuss.

Uterus (womb) and fertility

The uterus is a hollow muscular organ located in the female pelvis, between the bladder and rectum. The ovaries produce eggs that travel through the fallopian tubes. Once the egg has left the ovary, it can be fertilised and it implants itself in the lining of the uterus. The uterus nourishes the developing foetus.

Structure

The uterus or womb is an inverted pear like structure. It is a hollow, muscular organ with thick walls and a glandular lining called the endometrium. In an adult female, the uterus is approximately 7.5 cm (3 inches) long, 5 cm (2 inches) wide and 2.5 cm (1 inch) thick, but it enlarges to 4-5 times in pregnancy. The narrower, lower end of the uterus is the cervix, which projects into the vagina.



Female reproductive system

Functions

The uterus is essential for sexual response by directing blood flow to the pelvis and to the external genitalia, including the ovaries, vagina, labia and clitoris. The reproductive function of the uterus is to accept a fertilised ovum, which has passed through the utero-tubal junction from the fallopian tube.



Baby in the uterus

Problems

The uterus is often affected by a number of problems, such as:

Endometriosis

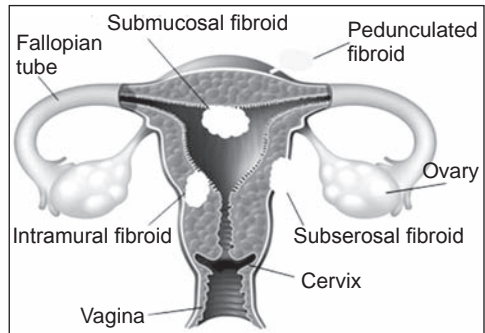
This is a condition, wherein, fragments of the uterus lining (endometrium) migrate into the fallopian tubes, ovaries, vagina or even into the intestine, where, under the influence of oestrogen and progesterone, they mix with the blood every month, irritating and scarring the surrounding tissues. This condition is most common in childless women, between the

age of 30 to 40 years with symptoms, such as:

- heavy periods
- dragging period pains, which tend to get worse toward the end of the period
- difficulty in getting pregnant
- painful intercourse, but severe cases are uncommon

Fibroids

Fibroids are non-cancerous growths in or on walls of the uterus, sometimes on a stalk, and vary in size, from a pea to a large plum. They tend to occur in clusters, rather than singularly. They may



Fibroids in the uterus

take a few or many years to develop. Fibroids are common in women between the age group of 35-40 years. Undesirable infringement on personal privacy during puberty (ages 8-14) leading to fear and trauma can create several kinds of problems in women later in their lives, such as cysts and fibroids. Small fibroids are often asymptomatic, but large fibroids can cause:

- heavy, prolonged periods with clots
- painful intercourse and cystitis, as they press on the bladder and prevent it from emptying properly
- difficulty in getting pregnant, miscarriage or pain during pregnancy

Prolapse of the uterus

This occurs when ligaments and muscles that hold the uterus and vagina in place, become weak or slack with age or as a result of childbirth, forcing the uterus to bulge into the vagina and press on the bladder or rectum. The symptoms are:

- a heavy, uncomfortable feeling in the lower abdomen
- backache
- stress incontinence, difficulty in emptying bladder or straining
- discomfort while passing stool

Retroversion of the uterus

In 20% women, the uterus lies close to the rectum, rather than behind the bladder. This is perfectly natural and has no effect on conception, carrying a baby or giving birth, but a few women may experience:

- backache, especially during periods and
- pain due to deep penetration as the penis strikes an ovary

Fertility issues*

Nowadays, infertility is quite common and every third woman of reproductive age suffers from it to a varying extent. Infertility may occur due to one or many of the above problems of the uterus and/or any of the following:

Absent period	Luteal phase defect
Birth control recovery	Menstrual problems
Blocked fallopian tubes	Miscarriage
Cervical mucus	Ovarian cysts
Ectopic pregnancy	PCOS
Fertility issues in men	Premature ovarian failure
FSH fertility	Stress
IVF preparation	Tubal ligation removal
Low progesterone levels	Unexplained infertility

Who needs a Fertility Cleanse?

If your answer is yes to three or more of the following questions, you will benefit from a Fertility Cleanse.

- Do you experience unexplained fatigue or depression?
- Do you feel congested?
- Do you have a distended stomach?
- Do you experience frequent colds and flu?
- Do you have dark circles under your eyes?
- Do you experience nausea during your periods?

* You may visit the following link to read about giving birth to a normal healthy baby:

<http://www.thetempleofhealing.org/plr/Types%20of%20birth.pdf> or

<http://www.drpiyushsaxena.com/plr/Types%20of%20birth.pdf>

- Do you have long/short periods or complete absence of the same?
- During menses, do you have dark blood, cramps or blood clots?
- Do you have liver spots or itchy skin?
- Do you have acne?
- Do you have less than one bowel movement a day?
- Do you have more than two bowel movements a day?
- Have you been on medication/antibiotics for longer than a week?
- Have you been on birth control pills?
- Are you experiencing hormonal imbalance?

Uterus and Fertility Cleanse

Over the years, toxins are accumulated in the body, many of which get stored in fat tissues of the body, including the uterus and other reproductive organs. Some of these toxins may be due to:

- Old menstrual blood
- Birth-control pills and other medications
- Old faecal matter
- Poor diet
- Drinking and smoking
- Excess hormones
- Pesticides
- Mercury

A Fertility Cleanse is specific to the reproductive system and assists the body in eliminating substances that lead to infertility. This cleanse supports the body's natural ability



Fertility Cleanse - removes stagnant blood

to rid itself off toxins. At the end of each cycle, the uterus must not retain any stale blood. This is the requirement of Mother Nature. Sometimes, it does not happen. Imagine yourself eating fresh cooked vegetables everyday, but mixing it with a portion of week old stale vegetables. As a mother, you are responsible to give the best and a healthy environment to your baby. Therefore, if the uterus is not completely cleansed after every cycle, it may not have the best environment to house a new embryo.

Fertility Cleanse supports the body in preparation for conception, by cleansing the uterus and liver. It encourages the liver to cleanse toxins and excess hormones from the body. It supports the uterus in eliminating old stagnant blood and increasing circulation to the uterus.

The following uterus cleansing techniques have been found to be effective in enhancing fertility, by improving the health of the uterus:

Cleanse using marigold flower


The marigold flower has been used as a tonic for hundreds of years. The species, *Calendula officinalis*, is known to provide extraordinary support to digestive and reproductive systems, as it contains essential oils, rubber raisins, proteins, sugar, phytosterons, salicyclic acid, enzymes and various salts.

Ingredient

Marigold flowers (गेंदा) 1 kg

Preparation

Gently pull apart the petals of marigold flowers, lay them outside or in a dry area in your house. When they have dried, store them in a mason jar. You can rub them between your fingers to check for moisture.



Marigold flower

Usage

- Add four tablespoons of dried marigold petals in 250 ml of boiling water and let it steep for 15 to 20 minutes. Drink this tea four times a day for 2-3 days. Repeat this process before your menstrual cycle begins. The lower portion of your stomach will feel soft and light.
- You can also fill a glass jar with fresh flowers (or 1/4th full with dried flower petals) and cover it with water. Cap and place it in the sun for five to six hours. Drink it after it cools down. This method, though time consuming, has been widely used since ancient times.

Precaution: Breast feeding mothers should avoid the use of marigold flowers for the first four months of breast feeding.

Cleanse using Castor oil pack

Castor oil packs are beneficial for menstrual problems. Apply the pack on the lower part of abdomen to relieve menstrual pain and other difficulties.

Ingredients and tools

- High quality castor oil
- A glass container
- Woollen or cotton flannel
- Wrap around pack or plastic wrap
- A hot water bottle or heating pad
- Old clothes, towels and sheets, as safeguard against castor oil stains

Preparation

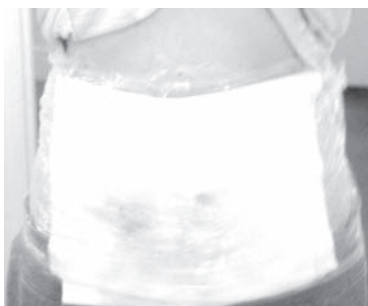
- Cut a large piece of cotton flannel (a soft, warm, light cotton fabric or cotton with another fibre, thickly napped on one side and used for sleepwear, undergarments, sheets, etc.) and fold it into thirds to make three layers.
- Thoroughly soak the flannel in castor oil. Carefully fold the flannel and place it in a one litre mason jar. Add a tablespoon of castor oil at regular intervals (every 20 minutes or so) to give it time to saturate. Shake the jar while adding more oil so that it reaches all parts of the cloth. Ideally, this should be done the day before the cleanse, to give it time to evenly soak. Keep the jar to store the flannel between uses (it can be used nearly 10 times).



Castor oil

Procedure

- Carefully remove and unfold the cloth soaked with castor oil.
- While lying on an old towel or sheet, place the cloth on the lower abdomen.
- Cover it with plastic (such as a plastic trash bag) or with the wrap around pack and place the heating pack on top of it. A hot water bottle or heating pad can be used, but hot water bottles may need to be reheated several times.



Castor oil pack

- Lie on your back, keep your feet elevated and relax for 30-60 minutes. Practice deep breathing, reading a book, meditating or praying (or whatever you find relaxing) during this time.
- After some time, remove the pack and return the flannel to the glass container. Store it in the fridge.
- Wait for 5 to 10 minutes.
- Use a bathing soap or a mix of baking soda and luke warm water to remove any castor oil left on the skin.
- Relax and rest. Drink enough water and buttermilk, and stay hydrated during and after the cleanse.

Precautions: Do not use a heated castor oil pack for uterine growths, cancer tumours or ulcers. Don't use it if you are pregnant, breast feeding or menstruating. Don't apply it over bruised skin.

Do's and don'ts

Drink plenty of water, tea and coconut water for good blood flow, as well as to eliminate urine, stool and uterine lining, all of which are important for a Fertility Cleanse. Remember to take rest during your menstrual cycle. In many communities, ladies do not cook during their periods. They are made to rest the whole day and not do any work. It might seem orthodox, but, the earlier generations understood the importance of rest for proper functioning of the uterus during menstrual cycles. Your body has to work hard during your periods, so this is one of the times you will not actively do other work. Once your period is over, you can get back to your regular routine.

Benefits

The focus of the Fertility Cleanse is to prepare the body for conception. The Fertility Cleanse:

- helps the uterus clean out old blood and clots
- supports the body's ability to reduce inflammation in reproductive organs
- increases circulation to the reproductive system
- works with the menstrual cycle for optimal cleansing
- helps the body get rid of excess hormones and toxins
- promotes fertility by supporting female reproductive health
- maintains a balanced and calm mood

- maintains regularity of menstrual cycles
- supports healthy, regular ovulation and egg production
- promotes healthy libido and sexual desire
- above all, helps in conceiving a normal, healthy baby

Frequently asked questions

1. What should I eat during a Fertility Cleanse?

You don't require any dramatic dietary changes. However, I do feel that if you remove the toxins from your body, but continue to eat junk food, your efforts will be not as effective as desired. You should try to add fresh vegetable juices and plenty of raw nuts, fruits and vegetables as part of your daily diet, irrespective of the cleanse that you are doing.

2. Can I take vitamin supplements while doing the Fertility Cleanse?

During the Fertility Cleanse, it is best not to take any supplements.

3. I am on birth control pills. Can I do the Fertility Cleanse?

It is advisable not to do the Fertility Cleanse without appropriate consultation, while on birth control pills or hormonal medications. For more details, you can email your specific problem to me.

4. How do I know that the Fertility Cleanse is working?

A Fertility Cleanse will help every woman. Some women are more sensitive than others and feel a lot of benefit, while others will feel less, but will definitely benefit from the cleanse.

5. Will the Fertility Cleanse help me get my periods back?

There could be many reasons for not menstruating, such as hormonal imbalance, stress and nutritional deficiencies. Fertility Cleanse is the first step towards getting your period back, with additional steps to be followed, such as diet changes, stress reduction, etc..

6. How many times can I do the Fertility Cleanse? I am trying to conceive.

Do it a couple of times in a month, if you are trying to conceive. It is recommended to take a month off before trying to conceive, because the marigold used for the cleanse are not meant to be taken while trying to conceive. The cycle following the cleanse would be a good time to start trying to conceive again.

7. Are there any side-effects of a Fertility Cleanse?

There are no overly strong cleansing reactions of the Fertility Cleanse, except for some minor mood swings.

8. Can I go to work as usual while doing a Fertility Cleanse?

Yes, while doing a Fertility Cleanse, you can continue going to work and do all your day-to-day activities as usual.

9. If I don't have a period, when should I start my Fertility Cleanse?

If you do not have a period due to PCOS or other reasons, then you can choose any date at your convenience.

10. What is the best time of the day to do a Fertility Cleanse?

The Fertility Cleanse ingredients are best taken at two different times of the day - morning and evening.

11. Can I use the castor oil pack after the marigold cleansing method?

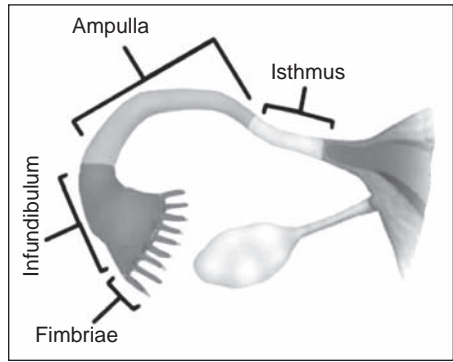
Yes, the therapeutic castor oil packs can be used at any time except during pregnancy or periods.

Fallopian tubes

The fallopian tubes (or uterine tubes) are muscular 'J-shaped' tubes, found in the female reproductive tract. Each side of the uterus has a fallopian tube that extends from it and reaches the ovary on the corresponding side. They are one of the main components of the female reproductive system and they must work properly to ensure fertility.

Structure

The fallopian tubes are uterine appendages that exit the uterus through an area referred to as the cornua, which forms a connection between the endometrial and peritoneal cavities. Each uterine tube is approximately 10 cm in length and 1 cm in diameter. The distal portion of the uterine tube ends in an orientation encircling the ovary.



Fallopian tube

A uterine tube contains three parts. The first segment, closest to the uterus, is called the isthmus. The second segment is the ampulla, which becomes more dilated in diameter and is the most common site for fertilisation. The final segment, located farthest from the uterus, is the infundibulum. The infundibulum gives rise to the fimbriae, fingerlike projections responsible for picking up the egg released by the ovary.

Functions

The main function of the fallopian tubes is to assist in the transfer of the ovum from the ovary to the uterus in the following manner:

Ovulation

Every month, inside the ovaries, a group of eggs start growing in small, fluid-filled sacs called follicles. Eventually, one of the eggs, through the process of ovulation, erupts from the follicle. This usually happens two weeks before the subsequent period.

Hormones

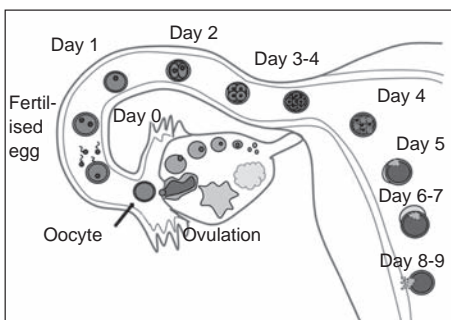
After the egg leaves the follicle, the follicle develops into the corpus luteum. The corpus luteum releases a hormone that helps thicken the lining of a woman's uterus, and prepare it to receive the egg.

Release of egg

After the egg is released, it moves into the fallopian tube and stays there for nearly 24 hours, waiting for a sperm to fertilise it.

Fertilisation

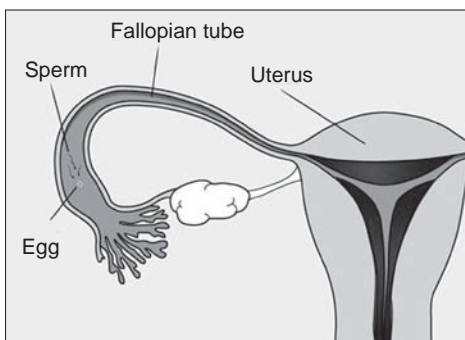
If one sperm does make its way into any of the fallopian tubes and burrows into the egg, fertilisation occurs. The egg then does not allow any other sperm to enter. At the instant of fertilisation, the baby's genes and sex are set. If the sperm has a Y chromosome, the baby will be a boy. If it has an X chromosome, the baby will be a girl. If no sperm fertilises the egg, it moves through the uterus and disintegrates.



Fertilisation

Implantation

The egg stays in the fallopian tube for nearly 3-4 days. But, within 24 hours of being fertilised, it starts dividing rapidly into many cells and continues to divide as it moves slowly through the fallopian tube to the uterus. It then attaches itself to the lining of the uterus. This is called implantation.

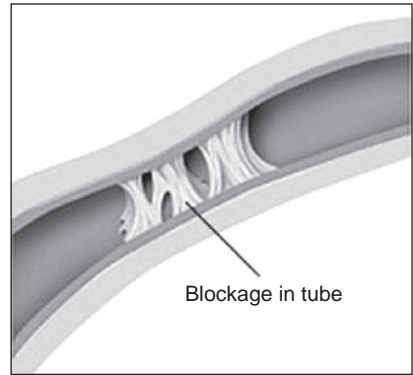


Implantation

Problems

Fallopian tubes provide a safe passage to the eggs from the ovaries to the uterus. Nearly 20% of female infertility issues are related to a blocked or damaged fallopian tube, due to any of the following reasons:

- Pelvic Inflammatory Disease (PID)
- Endometriosis
- Scar tissue, adhesions and damaged tube ends (fimbriae)
- Blocked tubes since birth (congenital tubal obstruction)
- Intentional tying or clipping to prevent pregnancy
- Accidental damage, following other surgery



Blockage in fallopian tube

Symptoms

Symptoms of fallopian tube problems may include:

- General pain in the pelvic area
- Irregular periods with varying number of days between each period
- Absent or sudden stopping of periods
- Very long menstrual cycle (35 days or more) or too short (less than 21 days)
- Very painful period
- Repeated miscarriages
- Milky white discharge from nipples, unrelated to pregnancy
- Changing skin, which often includes increased acne, change in libido, etc.
- Pain during or following intercourse

Fallopian Tube Cleanse

A Fallopian Tube Cleanse helps cleanse the entire reproductive system, and increases circulation to the reproductive organs. Cleansing helps eliminate toxic compounds that increase chances of inflammation, often responsible for scarring of the fallopian tube.

Starting your Fallopian Tube Cleanse should begin with a Fertility Cleanse. It creates a 'clean slate' and helps the body respond and utilise other natural remedies better (for details, see Uterus and Fertility Cleanse on page 162 onwards).

Self fertility massage

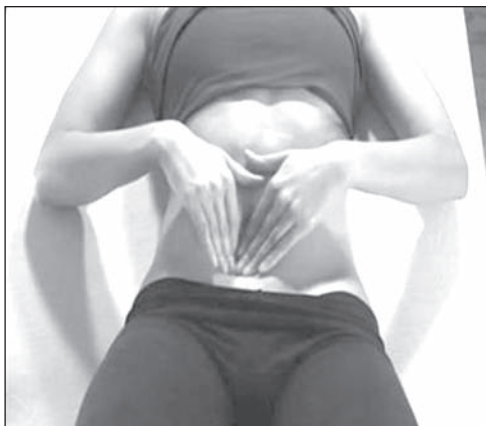
Self fertility massage is a series of massage techniques that support reproductive health, menstrual cycles, and fertility.

One of the greatest benefits of the massage is its ability to break adhesions. Adhesions comprise scar tissues. These adhesions cause the fallopian tubes to become blocked, stick together or stick to other parts of the reproductive organs or other internal tissues of the body. Self fertility massage helps break these adhesions gently and increases circulation to detoxify and restore optimal functionality of the reproductive organs, including the fallopian tubes. Massage provides a great non-intrusive cure for women with blocked fallopian tubes.

This massage can be performed for 15 minutes every day. Before beginning, make sure your bladder is empty. Avoid the massage, if you suspect that you are pregnant or if you are menstruating. Stop the self massage if you experience pain or feel uncomfortable. Self massage should be performed 3-4 times a day for nearly two weeks to obtain good results:

- Before you begin, warm up your hands and apply a massage oil, such as almond or olive oil.
- Locate the uterus, between the pubic bone and the navel.
- Use your fingers to gently apply a little pressure across the top edge of your uterus.
- By using moderate to deep pressure, find areas of your pelvic region that feel tight and gently massage in circular motions all the way around your lower abdominal area. Always massage in a clockwise manner.

- Use your intuition to massage the areas that feel tense. Take a deep breath and try to relax your pelvic area by visualising your ovaries, fallopian tubes and uterus full of positive healing energy and light. Open your mouth and relax your jaw.



Self massage for fertility

Relaxing your jaw helps relax and release accumulated stress in your pelvis.

- Finish by gently pressing up and down. Continue this 'up and down' motion for at least 10-20 counts.

Benefits

Self massage helps in cases of pain from endometriosis, twisted fallopian tubes, ovulation pain and other concerns. All the reproductive organs are positively affected by this



Twisted fallopian tube

massage because it increases blood flow to the ovaries supplying the eggs, with oxygen rich blood. Additionally, the massage helps in digestion and eliminates toxins from the body.

Even excess hormones, that may cause damage, are flushed out. It is also essential that feces are moved out of the human system regularly to reduce fecal pressure on the reproductive organs.

Self massage benefits the fallopian tube health as follows:

- Helps the body clear blocked fallopian tubes
- Helps break scar tissue
- Increased circulation aids in tissue elimination
- Helps reduce inflammation
- Helps the body loosen tight or twisted muscles

Fertility massage and menstrual cycle

The average length of a female menstrual cycle is 28 days. The entire duration can be divided into following phases:

1. Menstrual phase (Day 1 to 5)
2. Follicular phase (Day 1 to 13)
3. Ovulation phase (Day 14)
4. Luteal phase (Day 15 to 28)

The best time for a fertility massage is after the menstrual phase until the ovulation phase (from day 6 to 14). This is because the egg is produced, developed and released during this time, and the self fertility massage can help direct regular supply of oxygenated blood and even distribution of hormones toward the reproductive area.

Women who are not trying to conceive, but only preparing their body, can engage in self fertility massage anytime during the menstrual cycle, except during menstruation.

For women trying to conceive, fertility massage should not be done during the luteal phase to avoid the risk of miscarriage, in case implantation occurs immediately after ovulation.

Ovary massage

The ovarian massage helps draw oxygenated blood to your ovaries and release congestion by improving circulation to this area including the fallopian tubes. The process is as follows:

- Begin by warming up your hands.
- Take a deep breath and relax your jaw and pelvic area by placing a pillow under your knees.
- Visualise a beautiful white light surrounding you, helping you relax, and release all mental and emotional worries.
- Locate the areas on both left and right sides 3" from the middle line and 4" down from the navel.
- Massage left and right side, in a clockwise motion, deeply applying an increased pressure and then release your fingertips. If you feel pain or discomfort, do not apply too much pressure.
- Finish by taking a deep breath.
- Visualise your ovaries and fallopian tubes completely healthy and clear of any scarring or blockage.

Frequently asked questions

1. How do blocked fallopian tubes cause infertility?

Every month, when ovulation occurs, an egg is released from one of the ovaries. The egg travels from the ovary, through the tubes, into the uterus. The sperms need to swim their way from the cervix, through the uterus and the fallopian tubes, to reach the egg. Fertilisation usually takes place while the egg is traveling through the tube. If one or both fallopian tubes are blocked, the egg cannot reach the uterus, and the sperm cannot reach the egg, preventing fertilisation and pregnancy. It's also possible for the tube to be blocked only partially increasing the risk of a tubal pregnancy, or ectopic pregnancy.

2. Can I get pregnant with one functional fallopian tube?

You might have only one fallopian tube if you've had pelvic surgery due to an infection or a tumor, or a past ectopic pregnancy. Occasionally, some women are born with only one tube. However, you may still be able to get pregnant with one functional fallopian tube.

3. What is endometriosis?

It is a condition, wherein the tissue that forms the lining of the uterus (the endometrium) is outside the uterus instead of inside.

4. How will I know if my tubes are healed and unblocked, or not?

Hopefully by then, you would already be pregnant with a healthy baby, and will not need any testing!

5. Can natural therapies for blocked fallopian tubes heal twisted fallopian tubes, or tubes stuck to other organs or tissues? What about fallopian tubes that have been blocked for many years?

Severely damaged fallopian tubes need special care. The longer the fallopian tissues have been damaged, the longer it may take to get them to function naturally again. It really depends on the extent of damage, and duration of the issue. Your efforts and subsequent improvement in your system, will help you determine this.

6. Is it possible to naturally regrow the fimbriae and cilia once it has been damaged by scar tissue?

There are no known home remedies that are proven to regrow either the fimbriae or cilia, but it will not hurt to look into options that reduce scar tissue formation, promote circulation and protect cellular health (antioxidants).

7. Why don't you suggest using herbal tampons for blocked fallopian tubes?

I find that the risk of infection due to use of such herbal tampons is greater than its benefits. Many of the herbs used in herbal tampons are just as effective when taken orally. Additionally, herbal tampons are expensive as compared to other natural options.

Vagina Cleanse

The vagina is an elastic, muscular canal with a soft, flexible lining that provides lubrication and sensation. It connects the uterus to the outside world. It receives the penis during sexual intercourse and also serves as a conduit for menstrual flow from the uterus. The hymen is a thin membrane of tissue inside the vaginal opening. It may be torn or ruptured by sexual activity or exercise.

Functions

The vagina has several biological functions, such as:

Sexual activity

The concentration of nerve endings that lie close to the entrance of a vagina (the lower third) can provide pleasurable sensations during sexual activity, if stimulated in a way that the woman enjoys. An erogenous zone, commonly referred to as the G-Spot (Gräfenberg Spot), is located at the anterior wall of the vagina, nearly 5 cm from the vaginal entrance. Women experience intense pleasure and ejaculate, if it is appropriately stimulated.

Fertilisation

The walls of the vagina are composed of soft elastic folds of mucous membrane, which stretch or contract (with support from pelvic muscles) to the size of the inserted penis or any other object, stimulating the penis and helping the male experience an orgasm and ejaculate, thus, enabling fertilisation.

Childbirth

During childbirth, the baby passes through the vagina, also known as the birth canal. The vagina provides a channel to deliver the newborn from the uterus to its independent life, outside the mother's body.

Uterine secretions

The vagina provides a path for menstrual blood and tissue to leave the body. In modern societies, several products, such as tampons, menstrual cups and sanitary napkins, are used to absorb or capture these fluids. However, sometimes these products may cause infection, inflammation, allergies or other problems.

Problems

The vagina can suffer from various problems, such as vaginitis, vaginismus, vaginal warts, trichomoniasis, bacterial vaginosis, unwanted white or yellow discharge, herpes, gonorrhea and bladder infections, which need to be treated and cleansed both internally as well as externally.

Apart from the above, there are other numerous vaginal problems, such as blood discharge, brown discharge after period, cysts and abscesses in vaginal area, discharge due to excessive use of soap, dark marks and other worrisome spots, discharge during intercourse, dry vagina, excessive vaginal lubrication, heavy vaginal discharge, itchiness around clitoris after sex, itchiness around vagina and adjoining area, light bleeding, milky sticky discharge, odour around intimate areas and front passage, pink-brown discharge, smelly green discharge, sore area inside the lips of vagina and other genital areas, thick discharge, urine incontinency, vaginal bleeding for 27 days, vaginal discharge with soreness, vaginal pain caused by vitamin B12 deficiency, vaginal discharge due to use of pills, yellow discharge instead of a period, etc., as mentioned on my websites. However, most of these problems are cured by Liver, Kidney, Fat and Acidity Cleanses, depending on a case-to-case basis.

Vagina Cleanse

The vagina is 'self-cleansing'. It is normal for women of reproductive age to experience vaginal discharge. However, this cannot treat all problems of the vagina, such as infections, loose vagina, etc.. Regular Vagina Cleanse through douching protects you from these infections and most other such problems.

Douching

Douching is the process of washing or cleaning the vagina with water or other mixtures of fluids, externally. Douching has a limited role in treating vaginitis and other infections, but it prevents most of them, if done properly and regularly.

Usually douches are prepackaged mixes of water and vinegar, baking soda or iodine. Women can buy



**Douche
nozzle**

these products at any medical or grocery store. The mixtures usually come in a bottle and can be squirted into the vagina through a tube or nozzle.

Natural remedies

Fenugreek (मेथी): Fenugreek is highly beneficial for females. Those who experience foul vaginal odour can consume fenugreek in its natural form. Soak a teaspoon of fenugreek seeds in one glass of water before going to bed and drink it the next morning on an empty stomach. You can also use fenugreek seeds to make herbal tea, and have it two times a day.

Garlic (लहसुन): Garlic is a kind of natural antibiotic. It can help cure vaginal infections as well as vaginal odour. Garlic may be consumed raw or in a cooked form. A peeled and sliced garlic clove, kept inside the vagina for 10-15 minutes, cleanses it thoroughly.

White vinegar: White vinegar neutralises odours. You may add half a cup of white vinegar and salt to your bath tub* and allow your lower body to soak in it for a few minutes. This will help restore pH levels of the vagina and eliminate odours. For better results, use lukewarm water instead of cold water.

Apple cider vinegar: Apple cider vinegar is a natural antibacterial and is found in most of the ready-to-use douches. A bath in apple cider vinegar is one of the simplest ways to get rid of vaginal odour. Fill a bath tub with warm water, add some apple cider vinegar and have a nice long soak for about half an hour.

Neem leaves (नीम की पत्तियाँ): Fresh neem leaves, when kept adjacent to the vaginal area for about 20 minutes, help in the elimination of toxins and give a freshness to the body. Neem leaves have antibacterial and antifungal properties that help protect the soft skin.

*If a bath tub is not available, take a small towel and soak it in a mild solution of apple cider vinegar. Put it near the vagina for 5-10 minutes.

For complete details and alternate choices visit www.drpiyushsaxena.com or www.thetempleofhealing.org.

Dosage - Frequency, quantity, etc.

To begin with, do a Liver Cleanse.

The book on Cleansing Therapy is a Cure Yourself method, where the patient is the doctor. That means, *Apna Ilaaj Apne Haath*.

As a practical therapy, it is devoid of lofty goals that we know to be ideal in principle, but practically impossible due to various reasons, such as time, cost and more.

Although, the process of the various cleanses are self-explanatory, as you may have already read, several questions often arise on the ideal dosage of ingredients, frequency and

preferential sequence for the various cleanses (if more than one cleanse is to be done), and how often they need to be repeated.

Modern medical science works on the basis of treating all humans the same. It is assumed that if a treatment works properly on one person, it will have the same effect on everyone else. Based on studies conducted during the clinical trial phase of a drug, an optimal dosage for the average person is derived. Here, the optimal dosage is calculated depending on the type of disease and its potential propensity to cause side-effects, rather than on the individual nature of each patient's health issue. Allopathic medicines are taken after meals to dilute their side effects and Cleansing Therapy dosages are taken before meals for best absorption.

For example, a person weighing 90 kgs may need a slightly higher dose as compared to a patient weighing only 50 kgs. In the Liver Cleanse chapter, I have suggested the dosage for a person with an average weight of 70 kgs. For a lighter person, the dosage has to be reduced in approximate proportion because the size of their liver will usually be smaller. For heavier people, the dosage need not be increased because the extra weight is often due to excess fat or mucus surrounding the toxins, rather than a larger liver.



Apna Ilaaj Apne Haath

(अपना इलाज अपने हाथ)

In the Kidney Cleanse, some people have responded very well to just one glass of corn silk tea, while others required six glasses. The same is true with parsley tea, coriander leaf tea and watermelon seeds tea.

Effects vary from person to person based on their individual body composition and metabolism. No one knows your body better than you and we believe that you are the best doctor for yourself. Therefore, I suggest that you consider the dosage mentioned in this book as guidelines and decide the ideal quantity, dose and frequency of the treatment yourself.

However, an elaborate discussion on dosage is not the best way to improve your health.

Social media, internet and various search engines have made it easy for anybody to do a PhD on ailments quickly. But, is this bundle of information about symptoms and ailments, going to solve his/her problem? On the other hand, basic information about the treatment can lead to a cure. You have to decide whether you need a PhD on the problem or basic knowledge of the solution.

There are two types of people. One, those who study, do internet research about the pros and cons and meet highly qualified people. All this exercise helps them make a conscious decision to do a Liver Cleanse, but postpone it indefinitely.

Second, those who have done a Liver Cleanse, after understanding that the ingredients will not harm them and benefited immensely. You decide which category you want to belong to.

Believe in taking action, instead of debating the minutiae endlessly. We urge you to do a Liver Cleanse at the earliest or start with any cleanse right away, with an approximate quantity of the dosage as recommended in our cleanses. A significant and noticeable result is guaranteed. The result will help you believe in Cleansing Therapy and its various cleanses. There is no other treatment, in any other therapy available, to match the 18 hours process of the Liver Cleanse with so many health benefits. Everyone feels significant improvement in their overall health, energy levels and functioning of the body after a Liver Cleanse.

For the sequence of cleanses, I suggest that you collect all the ingredients easily available and start with any cleanse.

On an average, I recommend you to do the cleanses as follows:

	Cleanse	Frequency
1.	Kidney Cleanse	Twice a month
2.	Acidity Cleanse	Twice a month
3.	Parasite Cleanse	Once every six months
4.	Liver Cleanse (follow page 85)	Two weeks/six months
5.	Joint Cleanse	Once in five years
6.	Fat Cleanse	Once in six months (max.)
7.	Colon Cleanse	Once a month
8.	Mouth Cleanse	Once a week
9.	Ovary & PCOS Cleanse*	Once a month
10.	Uterus & Fertility Cleanse*	Once a month
11.	Fallopian Tube Cleanse*	Once a month
12.	Vagina Cleanse*	Twice a month
13.	Anger Cleanse#	Twice a month
14.	Body Odour Cleanse#	Once a month
15.	Breast Cleanse#	Once a month
16.	Depression Cleanse#	Twice a month
17.	Ear Cleanse#	Once a month
18.	Eye Cleanse#	Twice a month
19.	Hair Cleanse#	Twice a month
20.	Lung Cleanse#	Twice a month
21.	Nose Cleanse#	Twice a month
22.	Pancreas Cleanse#	Twice a month
23.	Prostrate Cleanse#	Twice a month
24.	Skin Cleanse#	Twice a month
25.	Throat Cleanse#	Twice a month
26.	Thyroid Cleanse#	Twice a month
27.	Tooth Cleanse#	Twice a month
28.	Virility Cleanse#	Twice a month

Cleanse for Jain monks

A couple of months back, I met a few Jain Sadhus/Sadhvis (monks) in Jalgaon, Maharashtra and Jodhpur, Rajasthan. They told me that they do not use mobiles, tube lights, bulbs, fans or any electronic gadgets. They do not stay for more than a few weeks in one place,



except during monsoon. They eat only during the day and do not eat potatoes, carrots, onions, or anything that grows below the ground. After sunset, they do not eat or drink water, and wait for 48 minutes after sunrise to even have boiled water.

People often waste a lot of time searching for original, organic or pure products. I assure you that any of the suggested ingredients do not come adulterated or in counterfeit, as their prices are very low.

If zipper, pulsar, Clarkia tincture or colloidal silver maker are not available, then skip the Parasite Cleanse for the time being and do it later when you have the tools and ingredients. Follow it up with a Liver Cleanse. However, in spite of doing a Liver Cleanse, if you still have any doubts, you are always welcome to contact us.

For the second Liver Cleanse, your objective is to expel as much toxins as possible, which is only possible when your organs are in good working condition. So, do a Kidney, Acidity and Parasite Cleanse and follow it up with a Liver Cleanse.

If you find any contradiction in the dosage or frequency of medicines, as compared to other methods, then follow either one of the two - you will get good results either way! The important thing is to actually do the cleansing and become healthy as soon as possible.

Jain sadhus/sadhvis do not cook food for themselves. Instead, they go from house to house and collect *bhiksha* (donation in the form of food). This system or practice is called Gochari. These monks collect only a small quantity of food from each house; similar to how cows eat grass in one area and move to the next, eating only a little at a time. I discussed their health issues at length and advised suitable cleanses, with modifications appropriate to their faith.

The following schedule works best for monks who wish to complete a Liver Cleanse within a day's time due to their religious obligations.

Revised schedule with reference to page 84-85

Dose 1	Early morning	Dose 4	3.00 p.m.
Dose 2	1½ hours after dose 1	Dose 5	4.30 p.m.
Dose 3	1½ hours after dose 2	Dose 6	6.00 p.m.**

Please lie down between the period of dose 3 and 4 in a comfortable position on your right side.

In case you come across any such monks, please refer them to me for guidance.

* Before conception, it is better to do the cleanses - PCOS, Uterus and fertility, Fallopian tube, Vagina and Virility Cleanse - two or more times in a month. For details, visit our websites and refer page 164 to provide the best environment to your foetus.

These cleanses are not covered in this book, but you can find them on my websites: www.drpiyushsaxena.com or www.thetempleofhealing.org.

** Or before sunset if necessary.

Submission to the Ministry of Ayush

I did my first Liver Cleanse in 2003, even though it was not well known in India. With my success, word of mouth spread and gradually, media started promoting this therapy. Mr Ramesh Pandya, a diabetic and Vice President, International Human Rights Council, did his Liver Cleanse on January 18, 2015. He too felt the miracle. His sugar levels and liver function improved considerably and he felt a surge in his energy levels. So impressed was he with the results that he personally persuaded more than 10,000 people to do a Liver Cleanse. On August 09, 2015, he wrote to the Union Minister of Health requesting recognition for Cleansing Therapy and Liver Cleanse. The minister acknowledged his application on August 14, 2015. In due course, it was marked to Dr Neeta Kumar, MBBS, MD, Scientist 'D' in the Indian Council of Medical Research (ICMR), New Delhi.

Mr Pandya persuaded Dr Kumar to do a Liver Cleanse herself before forming any opinion. She agreed, found it to be effective, and decided to promote it. As a result of her efforts, the study of Liver Cleanse has been referred to Ministry of AYUSH, New Delhi, for further evaluation.

ICMR File Note number: N5 DHRES /E/215/00034, OPA-42624, dated May 26, 2016.

Subject: Effectiveness evaluation of Liver Cleanse Therapy on metabolic syndrome and quality of life. Principal Investigator Prof. Dr Radhey Shyam Sharma, Vice Chancellor, Dr S. R. Ayurved University, Jodhpur / Co-Investigator Dr Piyush Saxena, Duration - 2 years, budget - Rs 26 lakhs.

Comments: The project is very interesting in light of its wide applicability and has reported to treat more than 50000 patients, with good outcomes. It has shown benefits in various conditions, such as control of sugar among diabetes, gallbladder stone and metabolic syndrome. Those were verified and evident in verbal enquiry with randomly selected patients from the list of treated cases. To make the study evidence based, scientific documentation requires experts from AYUSH, since expertise of the ICMR's group is mainly allopathic stream. Hence, the project needs to be submitted to the Ministry of AYUSH.

Recommendations: Submission for Ministry of AYUSH.



थेरेपी को नहीं आजमाया होता, तो आज मैं डांस नहीं कर रही होती

उम्मीद

बॉलीवुड में लोकप्रिय हो रही क्लींजिंग थेरेपी, स्वस्थ रहो, मस्त रहो : सेठ

ब्यूरो । मुंबई

भोजपुरी फिल्मों में अपने आयटम डांस के लिए मशहूर और डांसिंग क्वीन, दिल जीतेगी देसी गर्ल, बिग-बॉस-2 वगैरह से चर्चा में आई अभिनेत्री संभावना सेठ से आप सभी परिचित होंगे। लेकिन, इस सच से नहीं कि कोई आठ साल पहले, 2006 में उनके डॉक्टर ने उन्हें एक्टिंग और डांस छोड़कर कोई दूसरा प्रोफेशन चुन लेने की सलाह दी थी क्योंकि अस्सी से अधिक चीजों से एलर्जी तो उन्हें थी ही, रियूमेटीड, आर्थराइटिस की जन्मजात समस्या के कारण वो स्टोयड पर थीं। इसी दौरान एक अनजान-सी अल्टरनेट थेरेपी 'क्लींजिंग थेरेपी' के प्रणेता डॉ. पीयूष सक्सेना से उनकी मुलाकत हुई, "डॉ. सक्सेना मेरे लिए भगवान बनकर आए थे। अगर मैंने उनकी क्लींजिंग थेरेपी को नहीं आजमाया होता, तो आज मैं डांस नहीं कर रही होती।" कुछ ऐसा ही अनुभव अभिनेत्री, समाजसेवी



संभावना सेठ

और कांग्रेसी नेता कुनिका सदानंद का भी है। उन्हें भी इतनी चीजों से एलर्जी थी कि 'क्या खाएं, क्या न खाएं' समझ में नहीं आता था। कुनिका मानती हैं कि क्लींजिंग थेरेपी उनके लिए वरदान साबित हुई। क्लींज करके वो न सिर्फ अपनी लाइलाज एलर्जी की समस्या से छुटकारा पा सकीं, बल्कि पिछले 6 साल से बिना दवा व अस्थमा के पंप के सामान्य जीवन जी रही हैं।

क्लींजिंग
थेरेपी है
क्या

डॉ. पीयूष सक्सेना बढ़ते प्रदूषण, पैरासाइट और बिगड़ी लाइफ स्टाइल वगैरह को ही तमाम बीमारियों की जड़ मानते हैं। इनके चलते शरीर में टॉक्सिन्स जमा होते रहते हैं, जिन से शरीर के अंग सही ढंग से काम नहीं कर पाते और हम बीमार हो जाते हैं। अगर इन टॉक्सिन्स को शरीर से बाहर निकाल दिया जाए, तो समस्या का इलाज हो जाता है। शरीर से टॉक्सिन्स बाहर निकालने की ये प्रक्रिया ही क्लींजिंग थेरेपी है। इसे समय-समय पर आजमाते रहने से हम स्वस्थ बने रह सकते हैं। बस समय-समय पर क्लींज भर करते रहें। इससे आप रोगग्रस्त होने से बचे रहेंगे। इसीलिए तो मैंने अपनी क्लींजिंग थेरेपी को स्लोगन दिया है- "खाओ, पियो मस्त रहो, क्लींज करो स्वस्थ रहो।"

शरीर के विभिन्न अंगों की सफाई

क्लींजिंग थेरेपी में शरीर के विभिन्न अंगों- लिवर, किडनी, जोड़ों आदि की जरूरत के मुताबिक क्लींज यानी सफाई की जाती है। इनमें सबसे अहम है लिवर क्लींज जिसे मास्टर क्लींज भी कहते हैं। निर्देशानुसार इसे करते रहने से आपकी अनेक शारीरिक समस्याएं दूर हो जाती हैं। लिवर क्लींज के लिए एक्स्ट्रा वर्जिन ओलिव ऑइल और एप्सम साल्ट का सेवन करना पड़ता है। किडनी क्लींज यानी किडनी की सफाई महज थुड़े (मकई) के सुनहरे बाल या पारसली की पत्तियों या फिर तरबूज के बीजों का काढ़ा बनाकर पीने से हो जाती है। शरीर को स्वस्थ रखने के आवश्यक दो दर्जन से भी ज्यादा क्लींजिंग थेरेपीज का जिक्र डॉ. सक्सेना की वेबसाइट पर है। डॉ. सक्सेना का दावा है कि उनकी इन क्लींजिंग थेरेपीज को आजमाकर शरीर की 90 फीसदी समस्याओं का 100 फीसदी इलाज संभव है। अभिनेता राहुल रॉय, आशुतोष राणा, राजेन्द्र गुप्ता वगैरह इस थेरेपी से प्रभावित हैं। एंजियो प्लास्टी करा चुके कॉमेडियन राजू श्रीवास्तव भी इस थेरेपी को आजमा चुके हैं। उनका कहना है कि डॉ. सक्सेना की इस यूनिक स्टडी को हम सबको आजमाना चाहिए। बहरहाल, सवाल ये उठता है कि जब ये थेरेपी इतनी कारगर है तो प्रचलित क्यों नहीं हो पायी है? इसके जवाब में डॉ. सक्सेना कहते हैं कि किसी भी नयी थेरेपी पर लोग आसानी से नहीं विश्वास करते। फिर अल्टरनेटिव चिकित्सा-पद्धतियों के पास प्रसार-प्रचार के लिए पैसा कहाँ है?



Kunickaa Sadanand

Actor, Activist, Politician

Bollywood..... just the mention of the word creates excitement and curiosity in people. Unfortunately not many people are interested in the reality behind the glamour. Being part of the film industry for the past 30 years, I know the pain and hard work that goes hand in glove with fame. Even though I am talking about pain, I really wish I could wish it away. Attributing it to my exercise regimen and emotionally challenging profession, I started shirking from exercise, especially on days when I was not feeling too good emotionally or physically. In the year 1997, I could see my clothes size getting bigger and I got into the vicious circle of 'you feel fat - you stress - you eat - you feel fat and you actually become fat'. After putting on weight, I started suffering from water retention. To top it, someone suggested an allergy test and I discovered I was allergic to about 40 things. It was 2007.

I had reconciled to a life of being overweight with numerous restricting allergies, terrible itching all over my body, sinus and mild asthma (because of allergies), red patches on my skin, body pain and thyroid. I would start my day with anti-allergy tablets and what not. Then, I discovered Dr Piyush's treatment, from my friend Sambhavna Seth. I saw her after a gap of more than six months and was shocked at her weight loss. I congratulated her. She asked me about a red patch on my neck and I said jokingly, "Oh this is a sign of my royal blood." She didn't find it amusing and I knew in my heart how untrue that statement was. She took it upon herself to explain the treatment formulated by Dr Piyush to me and its benefits. At first, it sounded completely impractical and gross. But, I am glad I did it! Today, I feel I have embarked on a new journey, with a new zest for life and an endeavour to help more people with this wonderful and magical treatment. Not only have I stopped taking pain killers and anti-allergy tablets, but my digestion has improved by a hundred times. My hypothyroidism is under control and I don't feel exhausted anymore. Dr Piyush and his cleansing treatments are a blessing for mankind. I recommend it to everyone.

About the author

Dr Piyush Saxena was born in 1958 to Justice Krishna Narayan, a retired judge from High Court Allahabad and late Shanta Saxena. He is a man of many talents - corporate professional, naturopath, wellness counsellor, cleansing therapist, past life regression therapist, activist, avid traveller, thinker, poet, painter, writer, film director, producer, actor, magician and above all, a considerate human being.



Dr Piyush Saxena with his parents

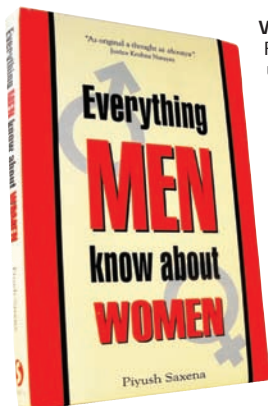
His wife, Shubha, is a teacher, and his son Prakhar has completed software engineering from USA (he also works there) and daughter, Priyanshi deals with curators, sales and acquisition of art works. Dr Saxena did BSc (Physics) and MA (Modern History) from Allahabad University. Later, he completed his PhD in Naturopathy from USA. His professional life started with Bank of India, where he worked from 1981 to 1995 in Uttar Pradesh. Thereafter, he joined Reliance Industries Limited, where he currently works as a Senior Vice President (Corporate Affairs) at Nariman Point, Mumbai.

Over the past 12 years, he has attempted to unlock the mysteries of nature and communicated the truth about them, and has published three books.

Book 1 - 'Everything Men Know About Women' (2005): It has been recognised for its unique conceptual understanding. It became a part of coffee table books in many homes.

DECCAN HERALD

Bangalore, Monday, February 14, 2005



When it comes to women, men draw a blank

For ages the fairer sex has been an enigma to men and unraveling the mystery called "woman" has been a quest that many have, mostly foolhardily, attempted. Or not.

Apparently, working on the premise that the universal male urge to figure out women could lead to a universal male urge to loosen purse strings, Piyush Saxena launched Everything Men Know About Women — a book of pristine white sheets with not a printed word.

Mr Saxena's book, which hit select outlets in the city a week before Valentine's Day and costs Rs 295, has evoked a mixed response from Bangaloreans. Some have panned it, calling the "book" a sly businessman's attempt to make a fast buck, whereas others have embraced the publication and loved the unique concept. Many are merely amused by the cheekiness of the enterprising author. Incidentally, Mr Saxena handles corporate affairs at Reliance Industries in Mumbai. Rajan Das, General Manager of Crosswords book store, says his colleagues are closely watching customers

who may be potential purchasers so that they can be warned about the


"contents or the lack of it".

However, Ms Madhubala, floor manager at the store, said two of her clients who purchased the book felt it was a perfect Valentine's Day gift. Shilpi Rathnakumar, a writer in her mid twenties, said it was a fantastic idea to bring out such a book.

"It gives us (women) the freedom to pen down our thoughts on our perception of what women are like. What more could we ask for?" she said.

The book and its review as published in the Deccan Herald, Bangalore.

Book 2 - 'Cure Yourself' (2008): The book is based on the Cleansing Therapy promoted by Dr Saxena.



Dr Saxena with His Excellency S C Jamir (Centre), Governor of Maharashtra, Actors Kunickaa Sadanand and Rajendra Gupta and Industrialist Mohd Zakauallah, during the release of 'Cure Yourself' at Raj Bhavan, Mumbai



Dr Saxena delivering a lecture at RBI Central Office, Mumbai

'Cleansing Therapy - Cure Yourself', second edition (2016) – In this edition, he has added Fat, Colon, Mouth, PCOS, Uterus and Fertility, Fallopian tube and Vagina Cleanses. On his website, you can find 28 cleanses that cover all the major systems of our body.

His articles on health, wellness and social issues have been featured in various well known Indian publications, such as Health & Nutrition, Dainik Bhaskar, Rajasthan Patrika, Women's Era, Navbharat, etc.. He has also appeared on numerous radio and TV programs. He frequently delivers lectures on Cleansing Therapy to promote wellbeing of the general public throughout India.

He is also the Founder Secretary of Temple of Healing (TOH), founded to promote Cleansing Therapy and wellbeing of human kind.




Delivering a lecture at NACEN, Vadodara



His trust, Temple of Healing, is a recipient of a Google Ad Grants award. The Google Ad Grants program supports registered nonprofit organizations that share Google's philosophy of community service to help the world in areas such as science and technology, education, global public health, the environment, youth advocacy and the arts. Google Ad Grants is an in-kind advertising program that awards free online advertising to nonprofits via Google AdWords.

Book 3 - 'Life Of A Eunuch' (2011): It is a 540+ pages book that covers various aspects of eunuchs secretive lives, such as their history, lifestyle, festivals and celebrations, living with gurus, means of livelihood, prostitution, crime, trade of eunuchs, private gatherings, death rituals and gender identity. The book also explores subjects, such as ambiguous genitalia, sex change surgeries and castration, in both text and photographic representations.



He has made a documentary film *...Aur Neha Nahin Bik Payee*, highlighting the tradition of bonded labour in eunuch community, their rituals, traditions and other aspects.



Responding to media after the release of his film “... Aur Neha Nahin Bik Payee”



Dr Saxena with members of the eunuch community

Dr Saxena is also the Founder Chairperson of **Salvation of Oppressed Eunuchs (SOOE)**, an NGO working for the cause of eunuchs and helping to integrate them into mainstream society. His trust SOOE is also a recipient of a Google Ad Grants award of 10,000 USD per month.

He has also filed a PIL (No. 01/12) in the High Court, Bombay which led to the following benefits to eunuchs:

- The subject of eunuchs was assigned to the Ministry of Social Justice & Empowerment (MoSJE).
- Lenient issuance of voter cards to eunuchs.
- Notification of Sex Re-assignment Surgery in Govt. hospitals by the Union Ministry of Health.
- A notification from the MoSJE seeking complaints from chela eunuchs against exploitation by Gurus, a step towards abolition of the century old *leti* tradition (a form of bonded labour).

Book 4 - 'Mysteries of Life' (To be released in 2018): This book delves into the often ignored subjects, such as Past Life Regression (PLR) , telepathy, aliens and other such mysteries of the world (see page 205).



Real to reel: with Aruna Irani and Manoj Tiwari in a movie

Dr Saxena has a Master's degree in Reiki. He has also delved into PLR through hypnosis, and uses it to help people cure chronic problems related to health, fears, phobias or relationships. He has done more than 250 PLR sessions so far and all of his clients have reported considerable improvements. He has a long list of inquisitive patients, who often consult him about their problems as well as that of their family and friends.

An independent and progressive film director, he has also performed in many TV serials, movies and dramas. He has performed in Ramleela and also recited poems at *Kavi-Sammelan*.



Performing as Parasuram in Ramleela in Mumbai



Reciting a poem in a *Kavi-Sammelan*

He enjoys the company of children and performs magic shows at birthday parties and schools/colleges, and also for mature audiences, providing relief and entertainment to them from their monotonous routines. Dr Saxena does not charge any fee for any of the above activities. He does them purely for his own pleasure.



Performing a magic show at Modern School, Lucknow



Entertaining as Santa Claus at a Christmas party for children

He is a teetotaler, non-vegetarian, fond of eating, enjoys cooking and specialises in north Indian delicacies.

Dr Saxena is fond of travelling. He believes that travelling is a part of education.


He has travelled to all continents. He has visited USA, UK, Russia, France, Germany, Switzerland, Italy, Japan, Egypt, Australia, Belgium, Brazil, Argentina, Chile, Uruguay, Falkland Islands, Netherland, Hong Kong, Singapore, Thailand, Malaysia, Dubai, China, South Africa, Botswana, Kenya, Tanzania, Sri Lanka and North Korea (DPRK).



**Seeking the blessings of His Excellency,
Late Dr A P J Abdul Kalam**




Dancing with Japanese children to an Indian tune in Tokyo



Enjoying the serenity at Mount Kailash



Playing with a Cheetah in Botswana



A seal greets Dr Saxena in Australia



En route to Antarctica



Free fall while skydiving in San Francisco, USA



At the Wagah border in Pakistan



Riding a World War II tank in Moscow



At Yuri Gagarin Cosmonaut Training Center, Moscow



At Kumsusan Palace of the Sun in Pyongyang, North Korea



Pulling a cycle rickshaw at Times Square, New York

He had won Chess (1977) and Bridge (1978) tournaments in Amaranatha Jha hostel in his university days in Allahabad. He also won Runner's Up in the open category of Men's Squash Championship at Reliance Industries Limited in 2012. He is fond of adventure sports, such as sky diving, paragliding, white water rafting, trekking and hiking.



Daily morning session of Squash

All his articles, videos and books are available for free on his websites, drpiyushsaxena.com or thetempleofhealing.org.

Mysteries of Life



About a century ago, no one had thought of transmission of audio and video signals through radio waves, which form the basis of most of our means of communications today, such as TV, radio, mobile telephony and internet. Delving into the mind of a person, to unearth the events in the past that have influenced or even played a causative role in many of his/her current problems, or perhaps open a window into the future, may seem like an impossibility today. But, when viewed in light of the fact that space travel probably belonged to the realm of science fiction at the turn of the 20th century, such feats may well be regular treatment in a few decades.

Dr Saxena's forthcoming book 'Mysteries of Life' will explore concepts of existence and describe, in detail, many issues that have always fascinated humanity, but have only recently garnered the attention and thought, necessary to unearth the answers.

The travails faced by an individual in his/her life are the result of choices made by the soul in its progress towards salvation. The soul enters the womb nearly four months and four days after conception. The progress of the foetus and the child, after



birth and later in life, depends on the choices made by the soul, so that suitable lessons can be learned during this lifetime. The knowledge, thus acquired, enables the soul to make progress. It is the prerogative of the soul to learn appropriate lessons and imbibe this learning in its progress towards salvation. Learning about the choices made by the soul and their repercussions, form an important part of understanding the reality faced by an individual. This enables him/her to understand the causality of events and face them with equanimity. The therapy of Past Life Regression (PLR) and Future Life Progression (FLP) is commonly used to unearth answers to many issues faced by an individual during his/her life.

The book will largely address the following issues:

- 1) Creation/destruction of life on planets
- 2) Life on other planets
- 3) Cosmic storms
- 4) The complete vibrant colour spectrum, in addition to the normally perceived VIBGYOR, which is not present in our solar system
- 5) Development cycles
- 6) The journey of souls through their ages, e.g., baby, young and old souls
- 7) Inner child archetypes



- 8) Nurturing the child within
- 9) The freedom of choice, conception and the entry of a soul into a womb
- 10) Birth, death and reincarnation
- 11) Birthing types, traumas and their repercussions
- 12) Past Life Regression (PLR) and Future Life Progression (FLP)
- 13) Animal and plant life
- 14) Life in between lives
- 15) Transfer of memory after life
- 16) Talking to souls of deceased relatives, friends and others
- 17) Attraction at first sight, marriage and divorce
- 18) Relationship issues, with in-laws, morbid phobias, chronic ailments, etc.
- 19) Adoption without biological connection
- 20) Desertion of parents by children and vice versa
- 21) Infertility, prenatal death, miscarriage, abortion and accidental death
- 22) Acknowledging our fears and traumatic life experiences
- 23) Mind-structure and telepathic messaging
- 24) Intuition and luck
- 25) Occult powers, Tantra, Ouija board, Planchette
- 26) Pure and impure states
- 27) Transforming our inner selves
- 28) Non-materialism, penance, sacrifice and renunciation
- 29) Heaven and hell
- 30) Thiaoouba prophecies
- 31) Existence of God and experiencing the divine
- 32) Emancipation, moksha and unification with the supreme

In some cases, individuals experience recurring multiple instances of the same problem, e.g., recurring nightmares about falling or objects/animals or dying. There are also numerous instances of manifestations of psychosomatic illnesses, for which there is no apparent cure, by way of conventional therapies. In such cases, the use of PLR and other techniques described in the book have been found to provide significant alleviation of the problem.



The book will include detailed information on practicing PLR or FLP. Information about the use of ‘Ouija Board’ and ‘Planchette’, and their role in deriving answers will also be included.

Meditation is often practiced for inner peace and harmony in modern times, though it was originally intended as a means of seeking evolution of the soul. A popular meditation practice is *Vipassana*, which involves focussing on body parts to achieve a state of deep trance. The author has undergone the course and the finer aspects will be included in the book for easy comprehension.

By following these guidelines, anybody can resolve many intransigent issues in their lives, without resorting to any specialised training. The purpose of the book will be to provide detailed answers to many of life’s intransigent and seemingly intractable problems – the solutions to which lie within, rather than without.


Index

- Absent period 164
- Acid-base balance 23
- Acidity 16, 151
- Acne 16, 87, 88
- Adhesions 174
- Age and liver spots 87, 88
- Ageing 2
- Allergic dermatitis 6
- Allergic rhinitis 6
- Allergies 16, 86, 87, 88
- Anaemia 16, 55
- Anal itching 16
- Anger/irritability 87, 88
- Angina 108
- Anxiety 16, 55
- Apple cider vinegar 106, 159
- Artery disease 6
- Arthritis 16, 103
- Asthma 16, 86, 151
- Atherosclerosis 161
- Backache 16, 24
- Bacteria 12, 58
- Bacterial vaginosis 181
- Bad breath 3, 147
- Bed wetting 16, 28
- Birth control recovery 164
- Black molasses 106
- Black patches below the eyes 9
- Bladder infections 181
- Bleeding from throat and intestine 9
- Bloating 16, 55
- Blocked fallopian tubes 164
- Blood in stool 41
- Blood in urine 24
- Blood pressure 9
- Body odour 3, 16
- Body swelling 9
- Bone density loss 87
- Breast discomfort 16
- Breast tenderness 87
- Breathlessness 16
- Brittle bones 9
- Bronchial asthma 6
- Bronchitis 16, 151
- Burning sensation 41
- Burns 16
- Bypass 90
- Calcium deficiency 31
- Cancer 16
- Cardiac arrest 90
- Cardiovascular diseases 6
- Carpal tunnel syndrome 62
- Castor oil packs 167
- Cervical mucous 164
- Chest pains 55
- Cholecystitis 75
- Chronic cough/cold 16
- Chronic fatigue 55
- Chronic skin problems 151
- Chronic sore throat 16
- Cinnamon 158
- Colitis 9, 50
- Congenital tubal obstruction 174
- Constipation 16, 45, 55
- Coriander leaves 25
- Corn silk 25
- Cracked feet 151
- Cramping 75

CRF (Chronic Renal Failure) 20	Fimbriae 174
Cutaneous ulcers 55	Flatworms 54
Cysts 60	Flu and cold 62
Degenerative disease 103	Frozen shoulder 16
Delayed or early cycles 120	FSH fertility 164
Density problems 40	Fungal spores 6
Dental problems 16	Fungi 48, 58
Depression 16, 62, 87	Fungus 12
Dermatitis 9	Gallstone 16, 75
Detoxification 2	Gallbladder stones 79
Diabetes 6, 16, 23, 76	Gas 55
Diarrhoea 9, 55, 84	Gastric ulcer 42
Discolouration (staining) of teeth 9	Gestational diabetes 157
Diverticulitis 109	Giddiness 92
Dry skin 87	Gingivitis 147
Duodenal ulcer 42	Gonorrhea 181
Dust mites 6	Gout 16
Dyspepsia 37	Gynaecological issues 151
Ectopic pregnancy 164	Hair loss 88
Eczema 55, 151	Headache 16, 42, 151
Electrolyte balance 23	Headaches/migraines 88
Empty stomach 30	Healing 43
Endometriosis 162	Heart attacks 90
Enema 143	Heartburn 37
Epsom salt 83, 106	Heart problem 16, 151
Excretion 23	Heavy bleeding 120, 157
Extra virgin olive oil 83	Hepatitis and cholestatic jaundice 9
Facial hair growth 87, 157	Hereditary diseases 23
Fast heartbeat 55	Hernia 16
Fatigue 16, 87	Herpes 181
Feeling of being crazy 87	High blood pressure 23
Fenugreek 158	HIV/AIDS 16
Fertility issues in men 164	Hives 55
Fever 16	Hot/cold flashes 88
Fibrocystic breast 87	Hot flashes 16
Fibroids 163	Hyperacidity 41

Hyperglycaemia 76
 Hypertension 6
 Impotence 16
 Inability to lose weight 88
 Increased bleeding 29
 Indigestion 9
 Infection 17
 Infertility 16, 157
 Inflammation 16, 55
 Inflammation of kidneys 23
 Insects 58
 Insomnia 16, 88
 Intestinal diseases 151
 Irregular cycles 88
 Irritable bowel syndrome 16
 Itchy anus 55
 Itchy dermatitis 55
 IVF preparation 164
 Joint pain 16, 151
 Kidney cleanser 48
 Kidney diseases 151
 Kidney flush 48
 Kidney problems 9
 Kidney stones 16
 Lack of sex drive 88
 LDL cholesterol 16
 Leg/muscle cramps 88
 Leucorrhoea 16
 Liver failure 9
 Loose vagina 181
 Loss of appetite 9
 Low calcium level 16
 Low libido 88
 Low thyroid symptoms 88
 Lunaception 160
 Lung and liver problems 151
 Magnesium sulphate 83
 Marigold flowers 167
 Memory loss 88
 Menopausal problems 16, 88
 Menstrual cramps 16
 Menstrual cycle irregularities 157
 Migraine 16, 62
 Miscarriages 157
 Mood disorders 118, 157
 Mouth ulcers 148
 Mud pack therapy 31
 Multiple sclerosis 16
 Muscle pain 16
 Nausea 42
 Nausea and vomiting 9
 Negative thinking 16
 Neurological disorders 16
 Nose blocks 151
 Nutritive deficiency 3
 Obesity 16
 Obstructive jaundice 75
 Obstructive sleep apnea 118
 Oestrogen 155
 Old accident pain 16
 Old age disorders 16
 Oral thrush 148
 Osteoarthritis 16, 118
 Osteoporosis 16, 20
 Ovarian cancer 155
 Ovarian cysts 155
 Ovarian failure 155
 Ovarian torsion 155
 Pain during sexual intercourse 157
 Pale skin 3
 Panic/weeping 88
 Papilla lesions 55

Paralysis 16	Stomach pain 27
Parkinson's disease 16	Stomach problems 151
Parsley 25	Stress 16
Pelvic inflammatory disease 174	Swelling 55
Pharyngitis 16	Swollen ankle/feet 88
Piles 16	Testosterone 155
Pimples 16	Thyroid disorders 16
Plaque 149	Tiredness 3, 16, 24
Pollutants 11	Tonsillitis 16
Pollution 11	Tooth pain 149
Pre-Menstrual Symptoms 28	Tumours 62
Progesterone 155	Type-2 diabetes 118
Prolapse of the uterus 163	Ulcers 37, 151
Prostrate problems 28	Urinary tract infection 16, 23, 49
Psoriasis 16, 62	Urinary urgency 157
Psychological fears/illness 16	Urine incontinence 157
Rashes 55	Uterine fibroids 16, 88
Restlessness 55	Vaginal disorders 16
Retroversion of the uterus 164	Vaginal problems 88
Rheumatism 103	Vaginal warts 181
Scabies 62	Vaginismus 181
Scanty periods 157	Vaginitis 181
Scarring of kidneys 23	Varicose veins 16
Scar tissue 174	Vitamin D 23
Sciatica 88	Vitiligo 16
Self fertility massage 175	Warts 62
Sensitivity 149	Water retention 88
Sexual dysfunction 55	Weight loss 41
Skin problems 16	White or yellow discharge 181
Skin rash 9	Worms 58
Sleep irregularity 16	Yeast 48, 58
Sleeplessness 9	
Snoring 16	
Sores 55	
Spondylitis 16, 103	
Stomach acid 39	

Several Bollywood celebrities, top bureaucrats and corporate professionals claim to owe their good health to Liver Cleanse and Cleansing Therapy. After experiencing its healing powers, a few celebrities even created a 7-episode talk show called *Apna Ilaaj Apne Haath* (available on ) for the public at large.

Including those described in this book, Dr Piyush Saxena's website contains complete information on 28 different cleanses. Our trust, Temple of Healing, is a recipient of a Google Ad Grants award of 10,000 USD per month (see page 194). In addition, the Indian Council for Medical Research (ICMR) has recommended the therapy for further evaluation to Ministry of Ayush (page 188).

Dr Saxena neither charges any fee, nor promotes any product, nor accepts any donation.



Dr Saxena (second from left) at the launch of the talk show *Apna Ilaaj Apne Haath* on TV, along with actors Kunickaa Sadanand (page 190), Ashutosh Rana, Rakesh Bedi, Sambhavna Seth (page 189), Rahul Roy, Raju Srivastav and Rajendra Gupta.



Temple of Healing

www.thetempleofhealing.org
www.drpiyushsaxena.com
cureyourselfindia@gmail.com

